



A Visit to the City

Mary Rose

Dolphin Readers are an exciting and varied series of readers for young learners.

Covering a range of topics, both fiction and non-fiction, they are available at five levels.

All titles are also available on audio CD.

Cover image courtesy of Digital Vision

Dolphin Readers

Series Editor: Craig Wright

- Starter Level
175 Headwords
- Level 1
275 Headwords
- Level 2
425 Headwords
- Level 3
525 Headwords
- Level 4
625 Headwords

- A Visit to the City
978 0 19 440095 4
- A Visit to the City Activity Book
978 0 19 440156 2
- A Visit to the City Audio CD
978 0 19 440211 8
- Teacher's Handbook
978 0 19 440221 7

OXFORD
UNIVERSITY PRESS

www.oup.com/elt

OXFORD ENGLISH
ISBN 978-0-19-440095-4




9 780194 400954

A Visit to the City

OXFORD


2



Dolphin Readers 2 Level Two

OXFORD

A Visit to the City



OXFORD

UNIVERSITY PRESS

Great Clarendon Street, Oxford OX2 6DP

Oxford University Press is a department of the University of Oxford. It furthers the University's objective of excellence in research, scholarship, and education by publishing worldwide in

Oxford New York

Auckland Cape Town Dar es Salaam Hong Kong Karachi
Kuala Lumpur Madrid Melbourne Mexico City Nairobi
New Delhi Shanghai Taipei Toronto

With offices in

Argentina Austria Brazil Chile Czech Republic France Greece
Guatemala Hungary Italy Japan South Korea Poland Portugal
Singapore Switzerland Thailand Turkey Ukraine Vietnam

OXFORD and OXFORD ENGLISH are registered trade marks of
Oxford University Press in the UK and in certain other countries

© Oxford University Press 2005

The moral rights of the author have been asserted

Database right Oxford University Press (maker)

First published 2005

2009 2008 2007

10 9 8 7 6 5

No unauthorized photocopying

All rights reserved. No part of this publication may be reproduced, stored in a retrieval system, or transmitted, in any form or by any means, without the prior permission in writing of Oxford University Press, or as expressly permitted by law, or under terms agreed with the appropriate reprographics rights organization. Enquiries concerning reproduction outside the scope of the above should be sent to the ELT Rights Department, Oxford University Press, at the address above

You must not circulate this book in any other binding or cover and you must impose this same condition on any acquirer

Any websites referred to in this publication are in the public domain and their addresses are provided by Oxford University Press for information only. Oxford University Press disclaims any responsibility for the content

ISBN-13: 978 0 19 440095 4

Printed in Hong Kong

ACKNOWLEDGEMENTS

The publisher would like to thank the following for kind permission to reproduce photographs:

Ardea p 10 (giraffes); Corbis pp 4 (J Sohm:ChromoSohm Inc/train under bridge, C Garratt/train into tunnel, train over viaduct), 12 (Michael Nicholson), 14 (Philadelphia Museum of Art/dress), 22 (Peter M Fisher); Corbis Royalty Free p 18; Digital Vision Big Cities/New York p 14 (gallery); Heather Angel/Natural Visions p 10 (monkeys); Image Bank p 6 (A Choynet); Oxford Scientific Films Ltd p 10 (panda); Photodisc p 20; Photographer's Choice p 8; Rail Images p 2; RSPCA p 10 (elephants); Science and Society p 14 (car); Taxi p 16 (P Clements)

Illustrations by: Mark Ruffle

With thanks to Sally Spray for her contribution to this series

Reading Dolphins

Notes for teachers & parents

Using the book

- 1 Begin by looking at the first story page (page 2). Look at the picture and ask questions about it. Then read the story text under the picture with your students. **Use section 1 of the CD for this if possible.**
- 2 Teach and check the understanding of any new vocabulary. Note that some of the words are in the **Picture Dictionary** at the back of the book.
- 3 Now look at the activities on the right-hand page. Show the example to the students and instruct them to complete the activities. This may be done individually, in pairs, or as a class.
- 4 Do the same for the remaining pages of the book.
- 5 Retell the whole story more quickly, reinforcing the new vocabulary. **Sections 2 and 3 of the CD can help with this.**
- 6 **If possible, listen to the expanded story (section 4 of the CD). The students should follow in their books.**
- 7 When the book is finished, use the **Picture Dictionary** to check that students understand and remember new vocabulary. **Section 5 of the CD can help with this.**

Using the CD

The CD contains five sections.

- 1 The story told slowly, with pauses. Use this during the first reading. It may also be used for "Listen and repeat" activities at any point.
- 2 The story told at normal speed. This should be used once the students have read the book for the first time.
- 3 The story chanted. Students may want to chant along with the story.
- 4 The expanded story. The story is told in a longer version. This will help the students understand English when it is spoken faster, as they will now know the story and the vocabulary.
- 5 Vocabulary. Each word in the **Picture Dictionary** is spoken and then used in a simple sentence.



Today is a holiday.
Let's go to the city.
Come on, get on the train.
We are going to the city.

Trace and connect.

taxi •

car •

train •



airplane •

bicycle •

motorcycle •

boat •

bus •

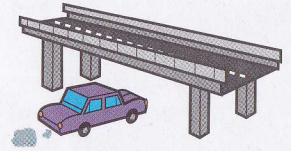





Look. The train is going under a bridge, into a tunnel, and over a river.

Look and write.


1 The car is going under a bridge.




2 The bus is going into a tunnel.




3 The airplane is going over a river.



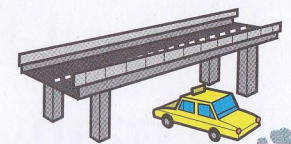
4 The bicycle is going over a bridge.



5 The motorcycle is going into a tunnel.



6 The taxi is going under a bridge.





Here we are. We are in the city. Look at the busy street and all the cars. There are so many.

Circle **yes** or **no** .

1 There are taxis.

yes
no

2 The taxis are red.

yes
no

3 There are tall buildings.

yes
no

4 There is a train.

yes
no

5 There is a bicycle.

yes
no

6 There is an airplane.

yes
no

7 There is a river.

yes
no

8 There is a tunnel.


yes
no



Let's go to the park.
There are many things to see.
There is a lake, and there are
boats on the lake.

Read and circle.

- 1 There is are a boat.
- 2 There is are a lake.
- 3 There is are boats on the lake.
- 4 There is are people in the boats.
- 5 There is are tall buildings.
- 6 There is are a tall white building.
- 7 There is are trees.
- 8 There is are a red tree.



Look at the animals.
There's a zoo in the park.
There are giraffes, elephants,
monkeys, and a panda.

Circle.

- 1 Monkeys are **smart** / **stupid**.
- 2 Giraffes are **tall** / **short**.
- 3 Pandas are black and **red** / **white**.
- 4 Elephants are **small** / **big**.
- 5 An elephant's nose is **long** / **short**.
- 6 Pandas are **thin** / **fat**.
- 7 Elephants are **weak** / **strong**.
- 8 A giraffe's neck is **long** / **short**.

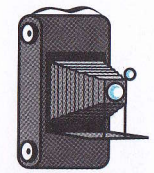


There is a big new museum in the city. There are many old things in the museum. Let's go see.

The Museum of Inventions. Read and connect.

train •
(eighteen seventy-six)


1



1888

TV •
(nineteen twenty-three)

2



1876

car •
(eighteen ninety-five)


3



1903

camera •
(eighteen eighty-eight)


4



1923

airplane •
(nineteen hundred and three)

5



1895



Look at all these old things.
There is an old car. There is a
long dress. There are some
beautiful pictures, too.

Write **There is** or **There are**.

① There is a new museum.

② _____ old things in the
museum.

③ _____ a long dress.

④ _____ an old car.

⑤ _____ beautiful pictures.

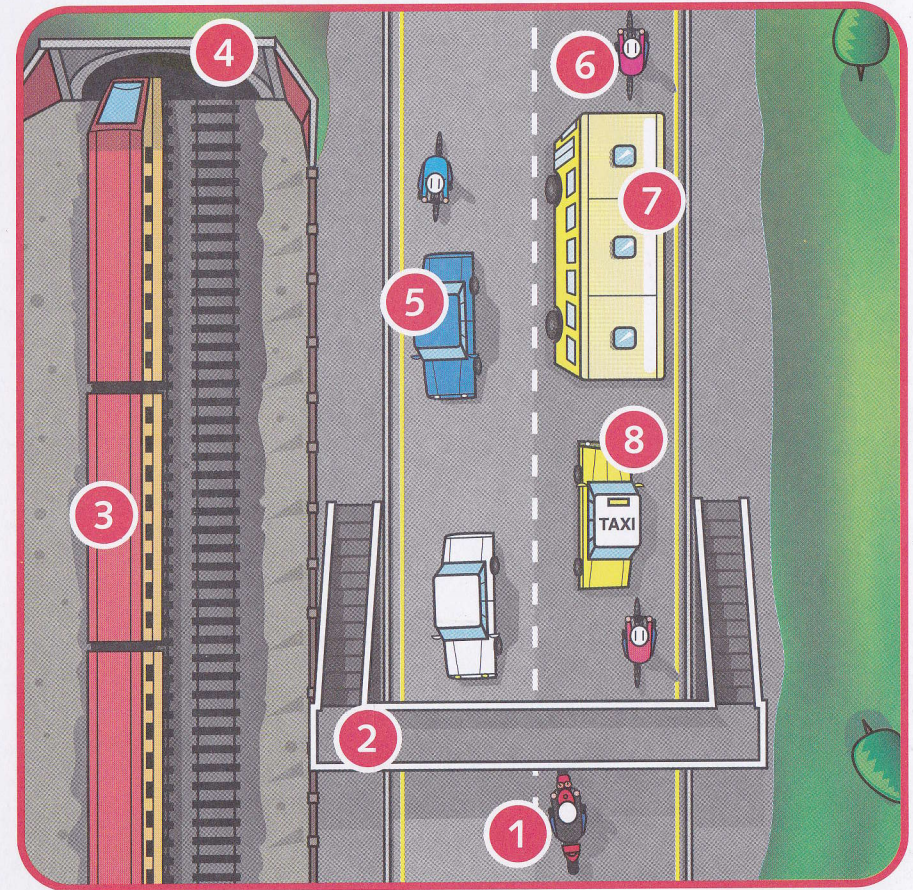
⑥ _____ a lot of people in
the museum.

⑦ _____ three pictures.

⑧ _____ six people.



What can you see? Write.



Let's take the skytrain.
 This is really cool.
 Look down at the street.
 The people look so small.

- ① motorcycle ⑤ _____
- ② _____ ⑥ _____
- ③ _____ ⑦ _____
- ④ _____ ⑧ _____



We are really high up.
We are at the top of a tall
building. It's a beautiful day.
We can see so far.

Circle **yes** or **no** .

1 There is a tunnel.

yes
no

2 There is some water.

yes
no

3 There are some boats.

yes
no

4 There is an airplane.

yes
no

5 There are some cars.

yes
no

6 There are some trees.

yes
no

7 There is a panda.

yes
no

8 There are many tall buildings.

yes
no



I'm hungry.
Let's go to the market.
Look at all this fruit.
What fruit do you like?

Trace and connect.

a pineapple •

a lemon •

an apple •









watermelon •

an orange •

a banana •

grapes •

strawberries •

- 1 
- 2 
- 3 
- 4 
- 5 
- 6 
- 7 
- 8 

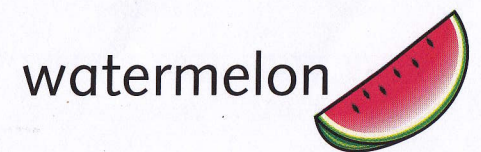

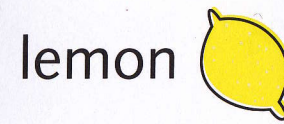



It's seven o'clock.
The sun is going down.
It is time to go home.
What a great day in the city.

Write **There is** or **There are**.

- ① There are many tall buildings.
- ② _____ a park.
- ③ _____ some trees in the park.
- ④ _____ a lake in the park.
- ⑤ _____ a zoo.
- ⑥ _____ many animals in the zoo.
- ⑦ _____ a market.
- ⑧ _____ a lot of fruit in the market.

Picture Dictionary



Dolphin Readers



Dolphin Readers are available at five levels, from Starter to 4.

The Dolphins series covers four major themes:

Grammar, Living Together, The World Around Us, Science and Nature.

For each theme, there are two titles at every level.

Activity Books are available for all Dolphins.

All Dolphins are available on audio CD.
(2 TITLES ON EACH CD SEE TABLE BELOW)

Teacher's Notes are available at www.oup.com/elt/dolphins

	Grammar	Living Together	The World Around Us	Science and Nature
Starter	<ul style="list-style-type: none"> Silly Squirrel Monkeying Around 	<ul style="list-style-type: none"> My Family A Day with Baby 	<ul style="list-style-type: none"> Doctor, Doctor Moving House 	<ul style="list-style-type: none"> A Game of Shapes Baby Animals
Level 1	<ul style="list-style-type: none"> Meet Molly Where Is It? 	<ul style="list-style-type: none"> Little Helpers Jack the Hero 	<ul style="list-style-type: none"> On Safari Lost Kitten 	<ul style="list-style-type: none"> Number Magic How's the Weather?
Level 2	<ul style="list-style-type: none"> Double Trouble Super Sam 	<ul style="list-style-type: none"> Candy for Breakfast Lost! 	<ul style="list-style-type: none"> A Visit to the City Matt's Mistake 	<ul style="list-style-type: none"> Numbers, Numbers Everywhere Circles and Squares
Level 3	<ul style="list-style-type: none"> Students in Space What Did You Do Yesterday? 	<ul style="list-style-type: none"> New Girl in School Uncle Jerry's Great Idea 	<ul style="list-style-type: none"> Just Like Mine Wonderful Wild Animals 	<ul style="list-style-type: none"> Things That Fly Let's Go to the Rainforest
Level 4	<ul style="list-style-type: none"> The Tough Task Yesterday, Today, and Tomorrow 	<ul style="list-style-type: none"> We Won the Cup Up and Down 	<ul style="list-style-type: none"> Where People Live City Girl, Country Boy 	<ul style="list-style-type: none"> In the Ocean Go, Gorillas, Go