



# Double Trouble

Craig Wright

Illustrated by Annabel Tempest

Dolphin Readers are an exciting and varied series of readers for young learners.

Covering a range of topics, both fiction and non-fiction, they are available at five levels.

All titles are also available on audio CD.

## Dolphin Readers

Series Editor: Craig Wright

- Starter Level  
175 Headwords
- Level 1  
275 Headwords
- ○ Level 2  
425 Headwords
- Level 3  
525 Headwords
- Level 4  
625 Headwords

- Double Trouble  
978 0 19 440091 6
- Double Trouble Activity Book  
978 0 19 440152 4
- Double Trouble Audio CD  
978 0 19 440209 5
- Teacher's Handbook  
978 0 19 440221 7

OXFORD  
UNIVERSITY PRESS


www.oup.com/elt

OXFORD ENGLISH  
ISBN 978-0-19-440091-6



9 780194 400916

2



Dolphin Readers 2 Level Two

OXFORD

Dolphin Readers

Double Trouble

OXFORD

# Double Trouble



**OXFORD**

UNIVERSITY PRESS

Great Clarendon Street, Oxford OX2 6DP

Oxford University Press is a department of the University of Oxford.  
It furthers the University's objective of excellence in research, scholarship,  
and education by publishing worldwide in  
Oxford New York

Auckland Cape Town Dar es Salaam Hong Kong Karachi  
Kuala Lumpur Madrid Melbourne Mexico City Nairobi  
New Delhi Shanghai Taipei Toronto

With offices in

Argentina Austria Brazil Chile Czech Republic France Greece  
Guatemala Hungary Italy Japan Poland Portugal Singapore  
South Korea Switzerland Thailand Turkey Ukraine Vietnam

OXFORD and OXFORD ENGLISH are registered trade marks of  
Oxford University Press in the UK and in certain other countries

© Oxford University Press 2005

The moral rights of the author have been asserted

Database right Oxford University Press (maker)

First published 2005

2009 2008

10 9 8 7

**No unauthorized photocopying**

All rights reserved. No part of this publication may be reproduced,  
stored in a retrieval system, or transmitted, in any form or by any means,  
without the prior permission in writing of Oxford University Press,  
or as expressly permitted by law, or under terms agreed with the appropriate  
reprographics rights organization. Enquiries concerning reproduction  
outside the scope of the above should be sent to the ELT Rights Department,  
Oxford University Press, at the address above

You must not circulate this book in any other binding or cover  
and you must impose this same condition on any acquirer

Any websites referred to in this publication are in the public domain and  
their addresses are provided by Oxford University Press for information only.  
Oxford University Press disclaims any responsibility for the content

ISBN : 978 0 19 440091 6

Printed in Hong Kong

**ACKNOWLEDGEMENTS**

Illustrations by: Annabel Tempest

With thanks to Sally Spray for her contribution to this series

To my wife, Sarah

## Reading Dolphins

### Notes for teachers & parents


#### Using the book

- 1 Begin by looking at the first story page (page 2). Look at the picture and ask questions about it. Then read the story text under the picture with your students. **Use section 1 of the CD for this if possible.**
- 2 Teach and check the understanding of any new vocabulary. Note that some of the words are in the **Picture Dictionary** at the back of the book.
- 3 Now look at the activities on the right-hand page. Show the example to the students and instruct them to complete the activities. This may be done individually, in pairs, or as a class.
- 4 Do the same for the remaining pages of the book.
- 5 Retell the whole story more quickly, reinforcing the new vocabulary. **Sections 2 and 3 of the CD can help with this.**
- 6 **If possible, listen to the expanded story (section 4 of the CD). The students should follow in their books.**
- 7 When the book is finished, use the **Picture Dictionary** to check that students understand and remember new vocabulary. **Section 5 of the CD can help with this.**

#### Using the CD

The CD contains five sections.

- 1 The story told slowly, with pauses. Use this during the first reading. It may also be used for "Listen and repeat" activities at any point.
- 2 The story told at normal speed. This should be used once the students have read the book for the first time.
- 3 The story chanted. Students may want to chant along with the story.
- 4 The expanded story. The story is told in a longer version. This will help the students understand English when it is spoken faster, as they will now know the story and the vocabulary.
- 5 Vocabulary. Each word in the **Picture Dictionary** is spoken and then used in a simple sentence.



This is Sarah.  
Sarah has a new bicycle.  
Her bicycle is pink.  
She is very happy.

Circle **yes** or **no** .

1 Is Sarah a girl?

yes  
 no

2 Is she a big girl?

yes  
 no

3 Does she have a bicycle?

yes  
 no

4 Is her bicycle old?

yes  
 no

5 Can she ride her bicycle?

yes  
 no

6 Is her bicycle blue?

yes  
 no

7 Is her bicycle new?

yes  
 no

8 Is her bicycle pink?

yes  
 no




Sarah rides to the park.  
 She rides to school.  
 She rides to the shops.  
 She rides home.

## 1 Complete the sentences.

- 1 She rides her bicycle to school.
- 2 She rides her bicycle to \_\_\_\_\_ park.
- 3 She rides \_\_\_\_\_ bicycle to the shops.
- 4 She \_\_\_\_\_ her bicycle home.

## 2 Circle.

- 1 Sarah buys candy at home at the shops.
- 2 Sarah rides at school to school.
- 3 Sarah eats breakfast at home at school.
- 4 Sarah studies English at school in the park.



Sarah sees a policeman.  
The policeman is tall.  
He is an angry policeman.  
The policeman says, "Stop!"

Circle **yes** or **no** .

1 Sarah is riding her bicycle.

yes  
 no

2 Sarah is tall.

yes  
 no

3 Sarah sees a policeman.

yes  
 no

4 Sarah stops a policeman.

yes  
 no

5 The policeman is tall.

yes  
 no

6 The policeman is angry.

yes  
 no

7 Sarah is angry.

yes  
 no

8 The policeman's coat is red.

yes  
 no



What is your name?

My name is Sarah Simms.

How old are you?

I am seven years old.

Circle the correct answers.

1 Is the policeman tall?

Yes, he is.

No, he isn't.

2 Is Sarah tall?

Yes, she is.

No, she isn't.

3 Is the policeman angry?

Yes, he is.

No, he isn't.

4 Is the bicycle pink?

Yes, it is.

No, it isn't.

5 Is Sarah eight years old?


Yes, she is.

No, she isn't.

6 Is her name Sarah Simms?

Yes, it is.

No, it isn't.



What is this?


It is a bicycle.

Whose bicycle is it?

It is my bicycle.

Complete the sentences.

- ① The girl's name is Sarah Simms.
- ② She is \_\_\_\_\_ years old.
- ③ She has a new \_\_\_\_\_.
- ④ The new bicycle is \_\_\_\_\_.
- ⑤ She likes \_\_\_\_\_ ride her bicycle.
- ⑥ She \_\_\_\_\_ it to the shops.
- ⑦ She rides it \_\_\_\_\_ school.
- ⑧ The \_\_\_\_\_ is angry.
- ⑨ He \_\_\_\_\_ very tall.



Where is your mother?  
She is at home.

Where do you live?  
I live near the park.


## Complete the sentences.

near on at at to in


- 1 Sarah's mother is  
at home.




- 2 Sarah plays \_\_\_\_\_  
the park.



- 3 Sarah is \_\_\_\_\_  
her bicycle.



- 4 Sarah sits with her  
friend \_\_\_\_\_ school.




- 5 Sarah lives \_\_\_\_\_  
the park.



- 6 Sarah is going  
\_\_\_\_\_ the shops.








What is your address?

My address is 14 Pine Street.

And your telephone number?

It is 521 9837.

Answer the questions.



1 What is your name?

\_\_\_\_\_

2 How old are you?

\_\_\_\_\_

3 Where do you live?

\_\_\_\_\_

4 What is your address?

\_\_\_\_\_

5 What is your telephone number?

\_\_\_\_\_

6 Do you have a bicycle?

\_\_\_\_\_



What do you have in there?

I have a doll and a book.

What is that?

It is an umbrella.

Write.

What is in your bag, Sarah?




1 I have a doll.

2

3

4



Where are you going?  
I am going to my school.  
What time is it?  
It is eight o'clock.

## Rearrange the words.

1 name Sarah is My.

My name is Sarah.

2 near the live I park.

3 seven old am I years.

4 school to going am I my.

5 o'clock is It eight.



Am I in trouble?

Can I go to school, now?

What's the matter?

Oh, no!

Rearrange the words.

① is name What your?


What is your name?

② you do live Where?

③ old are How you?

④ are Where going you?

⑤ is time it What?



**Bobby:** Kevin. Is that you?

Yes, it is.

**You are not a policeman.**

Surprise.

Circle **yes** or **no**.

1 Sarah is five years old.

yes

**no**

2 Sarah has a new bicycle.

yes

no

3 Sarah is going home.

yes

no

4 Sarah lives near her school.

yes

no

5 Sarah is in trouble.

yes

no

6 The policeman is real.

yes

no

7 Kevin and Bobby are boys.

yes

no

8 Sarah knows the boys.

yes

no

# Picture Dictionary

angry



cap



park




school




bag




clock




pencil




shoe




bicycle




doll




pink




shop



book




happy



policeman



umbrella



# Dolphin Readers



Dolphin Readers are available at five levels, from Starter to 4.

The Dolphins series covers four major themes:

**Grammar, Living Together,  
The World Around Us, Science and Nature.**

For each theme, there are two titles at every level.

Activity Books are available for all Dolphins.

All Dolphins are available on audio CD.  
(2 TITLES ON EACH CD  SEE TABLE BELOW)

Teacher's Notes are available at [www.oup.com/elt/dolphins](http://www.oup.com/elt/dolphins)

	Grammar	Living Together	The World Around Us	Science and Nature
Starter	<ul style="list-style-type: none"> <li>Silly Squirrel</li> <li>Monkeying Around</li> </ul>	<ul style="list-style-type: none"> <li>My Family</li> <li>A Day with Baby</li> </ul>	<ul style="list-style-type: none"> <li>Doctor, Doctor</li> <li>Moving House</li> </ul>	<ul style="list-style-type: none"> <li>A Game of Shapes</li> <li>Baby Animals</li> </ul>
Level 1	<ul style="list-style-type: none"> <li>Meet Molly</li> <li>Where Is It?</li> </ul>	<ul style="list-style-type: none"> <li>Little Helpers</li> <li>Jack the Hero</li> </ul>	<ul style="list-style-type: none"> <li>On Safari</li> <li>Lost Kitten</li> </ul>	<ul style="list-style-type: none"> <li>Number Magic</li> <li>How's the Weather?</li> </ul>
Level 2	<ul style="list-style-type: none"> <li>Double Trouble</li> <li>Super Sam</li> </ul>	<ul style="list-style-type: none"> <li>Candy for Breakfast</li> <li>Lost!</li> </ul>	<ul style="list-style-type: none"> <li>A Visit to the City</li> <li>Matt's Mistake</li> </ul>	<ul style="list-style-type: none"> <li>Numbers, Numbers Everywhere</li> <li>Circles and Squares</li> </ul>
Level 3	<ul style="list-style-type: none"> <li>Students in Space</li> <li>What Did You Do Yesterday?</li> </ul>	<ul style="list-style-type: none"> <li>New Girl in School</li> <li>Uncle Jerry's Great Idea</li> </ul>	<ul style="list-style-type: none"> <li>Just Like Mine</li> <li>Wonderful Wild Animals</li> </ul>	<ul style="list-style-type: none"> <li>Things That Fly</li> <li>Let's Go to the Rainforest</li> </ul>
Level 4	<ul style="list-style-type: none"> <li>The Tough Task</li> <li>Yesterday, Today and Tomorrow</li> </ul>	<ul style="list-style-type: none"> <li>We Won the Cup</li> <li>Up and Down</li> </ul>	<ul style="list-style-type: none"> <li>Where People Live</li> <li>City Girl, Country Boy</li> </ul>	<ul style="list-style-type: none"> <li>In the Ocean</li> <li>Go, Gorillas, Go</li> </ul>