



# FAMILY CONNECTIONS

Possessive's







# DO YOU KNOW THESE CELEBRITY FAMILIES?





# ANSWERS







# VOCABULARY

Look through the words below. Discuss their meaning. Which family members do you have?

Can you guess the scrambled words?



father/dad



mother/mum



brother



sister




daughter




son



grandmother/  
granny



grandfather/  
grandad




aunt



uncle



niece and nephew



cousins



wife and husband

ciene

cleun

fertha

tsiers

sincuos

nos

nuta

thermo

garudthe

newpeh

subahnd

robther

fiwe

rangny



# ANSWERS

Look through the words below. Discuss their meaning. Which family members do you have?  
Can you guess the scrambled words?



father/dad



mother/mum



brother



sister




daughter




son



grandmother/  
granny



grandfather/  
grandad




aunt



uncle



niece and nephew



cousins



wife and husband

niece

uncle

father

sister

cousins

son

aunt

mother

daughter

nephew

husband

brother

wife

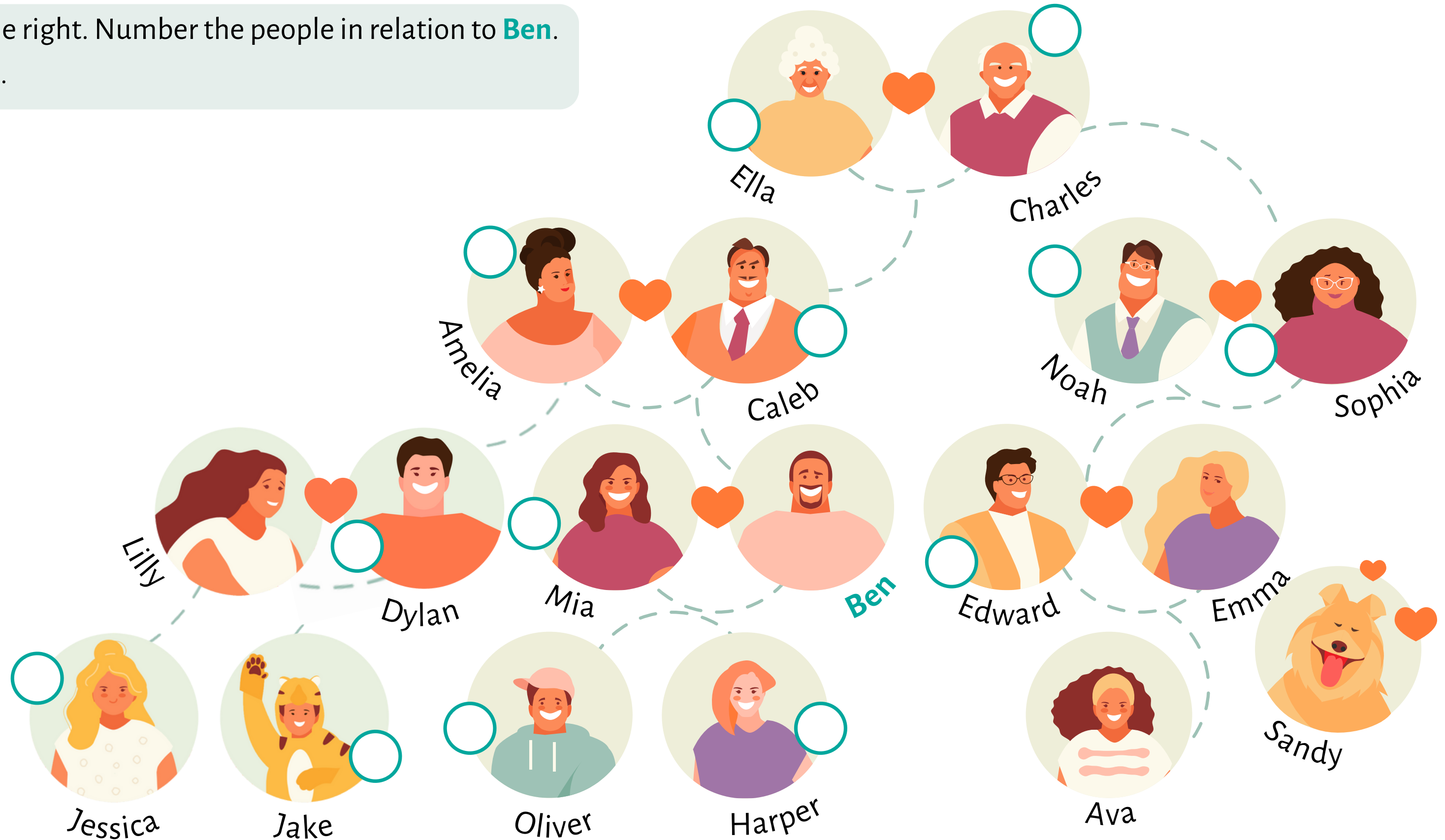
granny



# FAMILY CONNECTIONS

Look at the family tree on the right. Number the people in relation to **Ben**.  
Some of the words are extra.

- 1.father
- 2.mother
- 3.brother
- 4.sister
- 5.daughter
- 6.son
- 7.grandfather
- 8.grandmother
- 9.aunt
- 10.uncle
- 11.nephew
- 12.niece
- 13.cousin
- 14.wife
- 15.husband

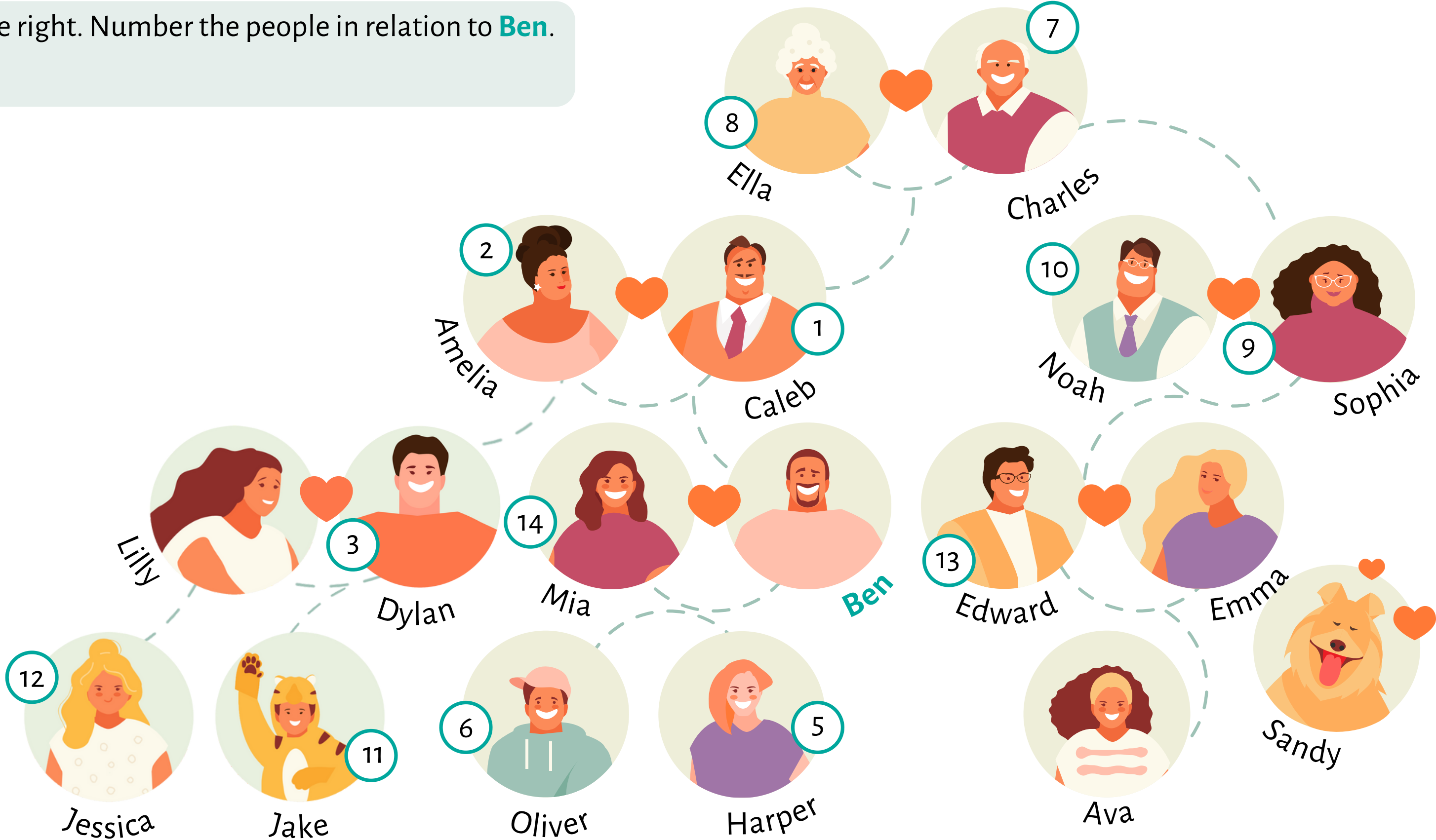




# ANSWERS

Look at the family tree on the right. Number the people in relation to **Ben**.  
Some of the words are extra.

- 1.father/dad
- 2.mother/mum
- 3.brother
- 4.sister
- 5.daughter
- 6.son
- 7.grandfather
- 8.grandmother/granny
- 9.aunt
- 10.uncle
- 11.nephew
- 12.niece
- 13.cousin
- 14.wife
- 15.husband



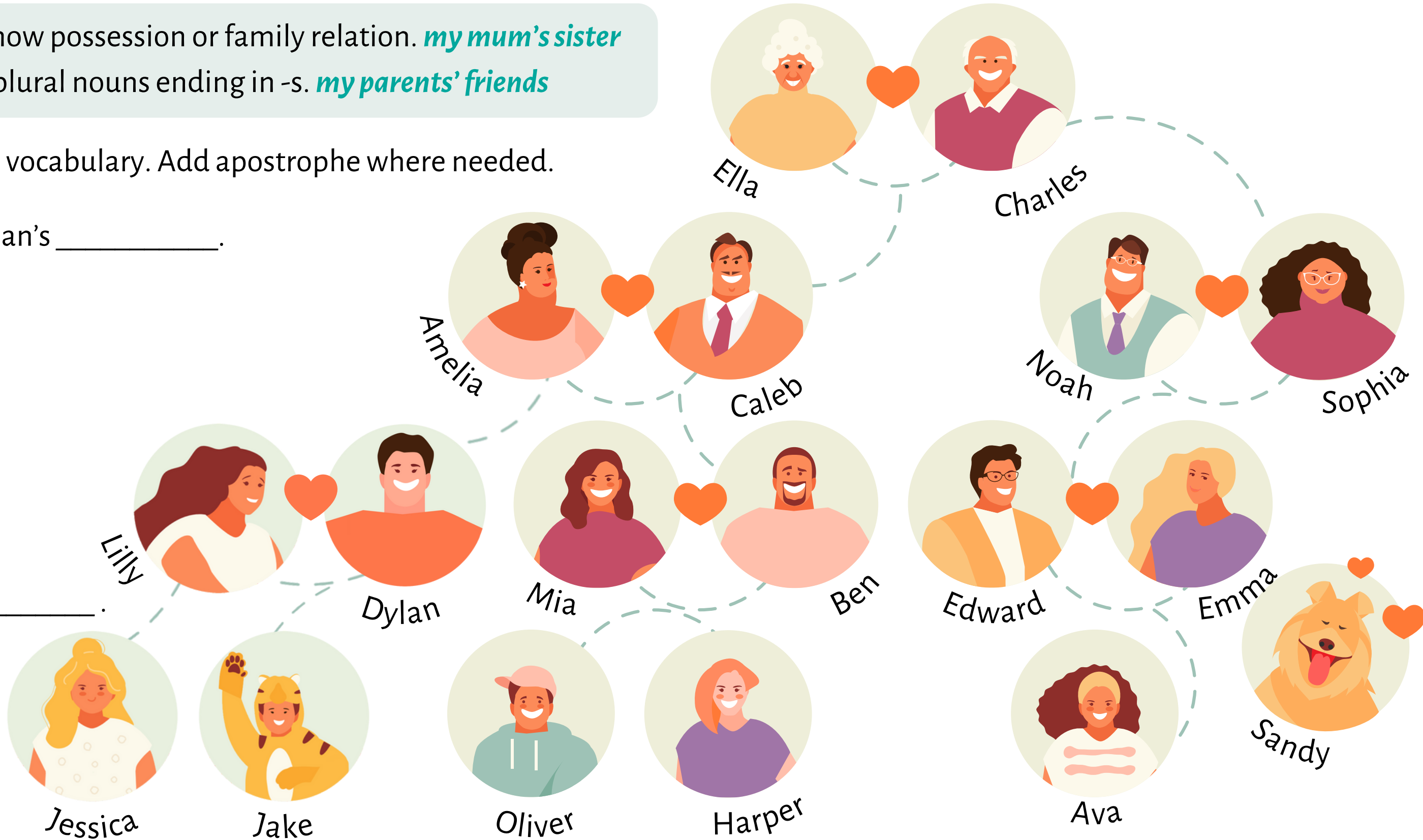


# POSSESSIVE 'S

We add 's to a name or noun to show possession or family relation. *my mum's sister*  
 We just add an apostrophe (') to plural nouns ending in -s. *my parents' friends*

Complete the sentences with family vocabulary. Add apostrophe where needed.

1. Ella is Caleb's \_\_\_\_\_ and Dylan's \_\_\_\_\_.
2. Mia is Ben \_\_\_\_\_.
3. Edward is Emma \_\_\_\_\_.
4. Sophia is Ava's \_\_\_\_\_.
5. Dylan and Ben are \_\_\_\_\_.
6. Amelia is Jessica's \_\_\_\_\_.
7. Oliver is Dylan \_\_\_\_\_.
8. Caleb is Edward \_\_\_\_\_.
9. Jake and Jessica are Harper's \_\_\_\_\_.
10. Jessica is Ben's \_\_\_\_\_.
11. Noah is Edward \_\_\_\_\_.
12. Ava is Emma \_\_\_\_\_.
13. Oliver is Ben \_\_\_\_\_.
14. Sophia is Dylan's \_\_\_\_\_.

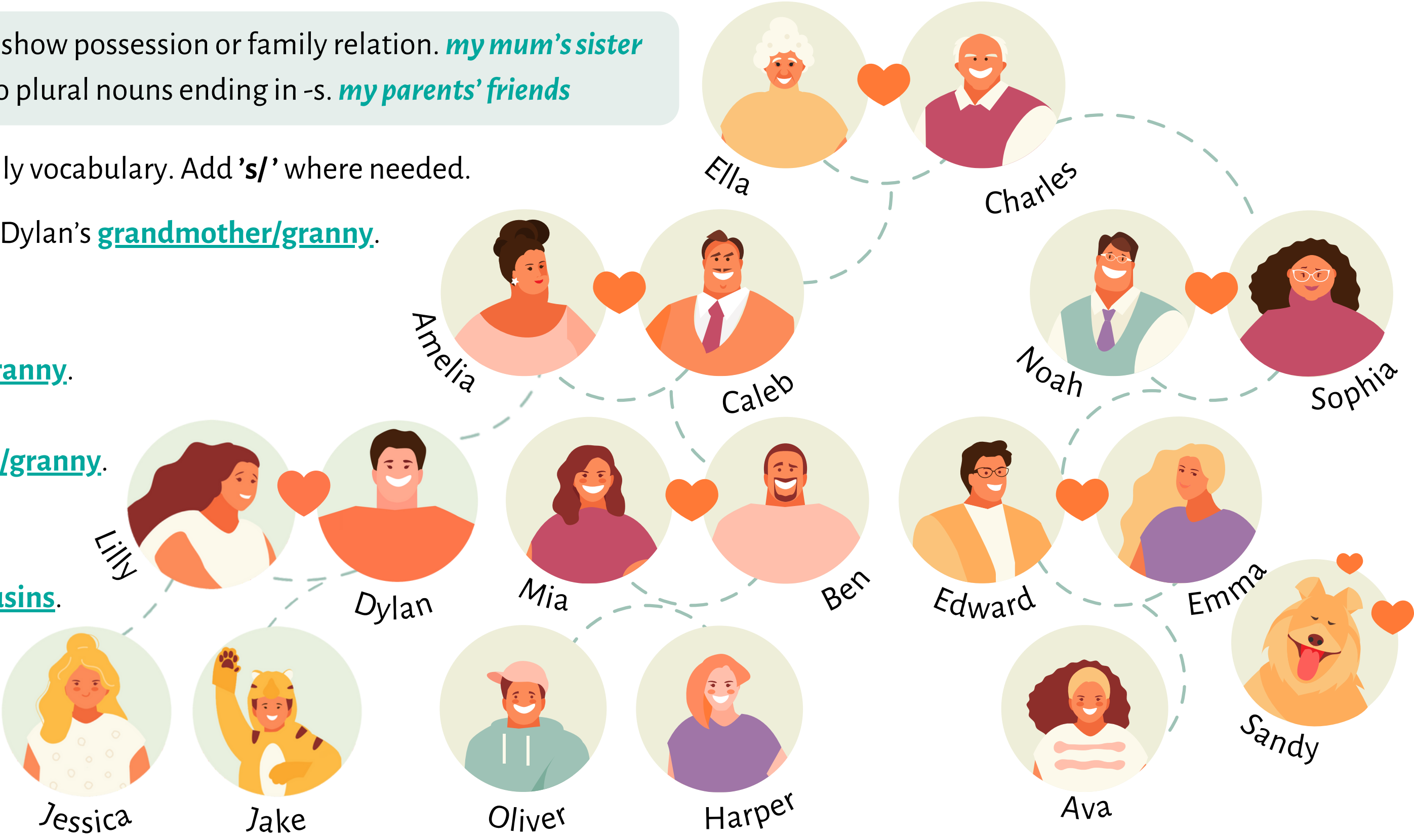


# ANSWERS

We add 's to a name or noun to show possession or family relation. *my mum's sister*  
 We just add an apostrophe (') to plural nouns ending in -s. *my parents' friends*

Complete the sentences with family vocabulary. Add 's/' where needed.

1. Ella is Caleb's mother/mum and Dylan's grandmother/granny.
2. Mia is Ben's wife.
3. Edward is Emma's husband.
4. Sophia is Ava's grandmother/granny.
5. Dylan and Ben are brothers.
6. Amelia is Jessica's grandmother/granny.
7. Oliver is Dylan's nephew.
8. Caleb is Edward's uncle.
9. Jake and Jessica are Harper's cousins.
10. Jessica is Ben's niece.
11. Noah is Edward's father/dad.
12. Ava is Emma's daughter.
13. Oliver is Ben's son.
14. Sophia is Dylan's aunt.






# LET'S PRACTICE

Complete the sentences with the correct possessive form of the word in parentheses.

1. \_\_\_\_\_ dress is beautiful. (My aunt)
2. That is \_\_\_\_\_ car in the driveway. (our neighbours)
3. \_\_\_\_\_ cat is very playful. (Emily)
4. \_\_\_\_\_ backpack is the blue one. (My cousin)
5. I am going to \_\_\_\_\_ wedding next month. (my friends)
6. These are \_\_\_\_\_ favourite movies. (my grandparents)
7. \_\_\_\_\_ eyes are green. (Her mum)
8. \_\_\_\_\_ hat is on the table. (My uncle)
9. We are visiting \_\_\_\_\_ house this weekend. (our grandparents)
10. This is \_\_\_\_\_ mum. (Sara)
11. These are \_\_\_\_\_ children. (the Johnsons)
12. That is \_\_\_\_\_ dog. (my friend)
13. \_\_\_\_\_ birthday is tomorrow. (My sister)
14. These are \_\_\_\_\_ toys. (the kids)
15. \_\_\_\_\_ house is very big. (My parents)
16. Those are \_\_\_\_\_ new shoes. (my brothers)
17. \_\_\_\_\_ cake was delicious! (My grandma)
18. \_\_\_\_\_ new school is really big. (Her son)



# ANSWERS

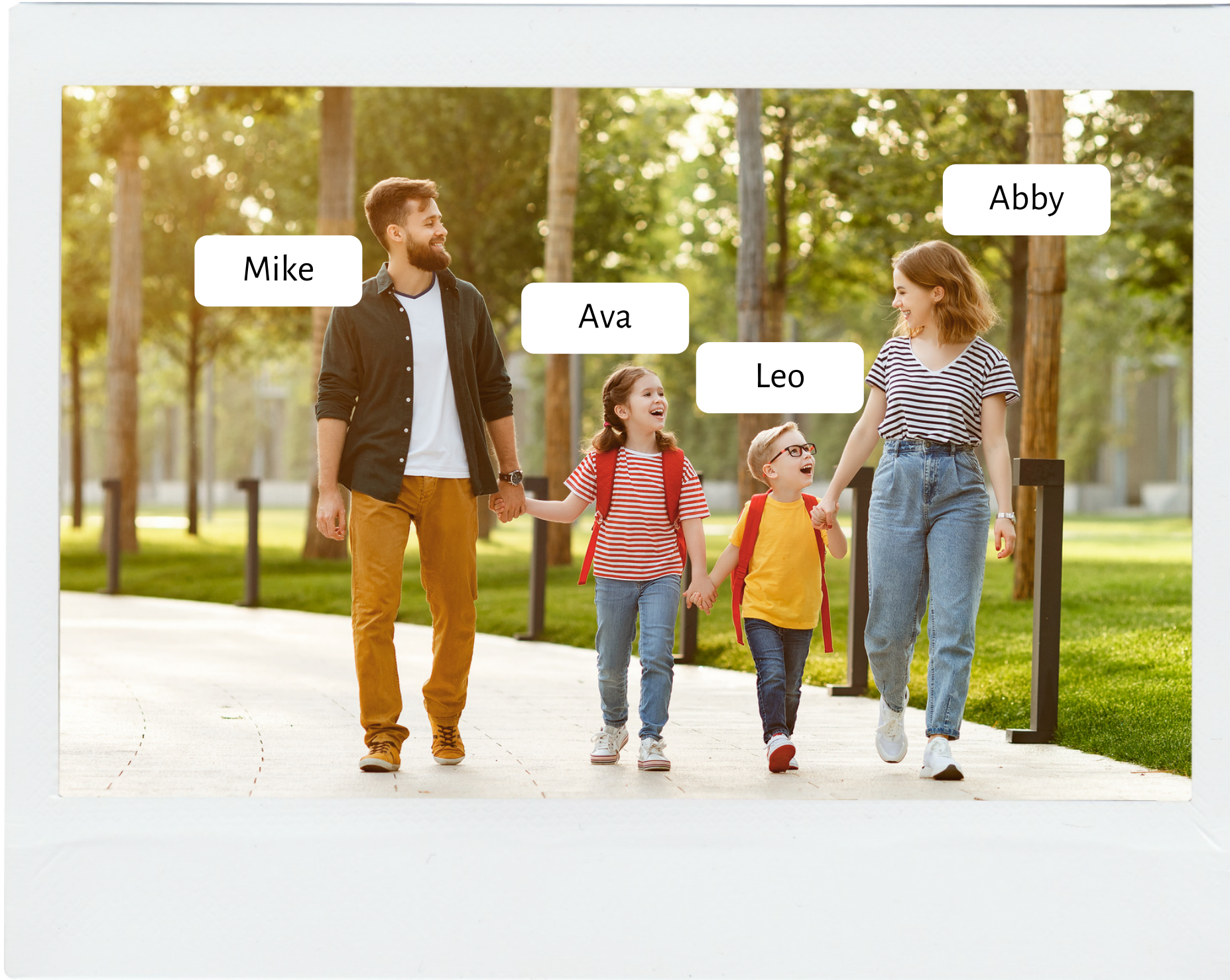
Complete the sentences with the correct possessive form of the word in parentheses.

1. My aunt's dress is beautiful.
2. That is our neighbours' car in the driveway.
3. Emily's cat is very playful.
4. My cousin's backpack is the blue one.
5. I am going to my friends' wedding next month.
6. These are my grandparents' favourite movies.
7. Her mum's eyes are green.
8. My uncle's hat is on the table.
9. We are visiting our grandparents' house this weekend.
10. This is Sara's mum.
11. These are the Johnsons' children.
12. That is my friend's dog.
13. My sister's birthday is tomorrow.
14. These are the kids' toys.
15. My parents' house is very big.
16. Those are my brothers' new shoes.
17. My grandma's cake was delicious!
18. Her son's new school is really big.





# MORE PRACTICE



Look at some things from the photo. Whose are they?  
Create sentences using 's/'.



brown trousers



red T-shirt



watch



red backpacks



glasses



yellow trainers



striped T-shirt



red hair tie

Examples:

*This is Mike's white T-shirt.*

*These are Abby's blue jeans.*

*These are Ava's and Leo's white trainers.*



# ANSWERS



brown trousers



red T-shirt



watch



red backpacks



glasses



yellow trainers



striped T-shirt



red hair ties

*These are Mike's brown trousers.*

*This is Ava's red T-shirt.*

*This is Mike's watch.*

*These are Ava's and Leo's red backpacks.*

*These are Leo's glasses.*

*These are Mike's yellow trainers.*

*This is Abby's striped T-shirt.*

*These are Ava's red hair ties.*



# PHOTO STORY

*Optional activity for groups  
to practice possessive 's.*

- Before the lesson, ask each student to take a photo of an object that belongs to them. It could be anything from a favourite book to a personal item.
- Share your screen to display the students' photos.
- Ask the students to observe the photos and think about whose possession the objects might be.
- Encourage students to create a sentence using possessive 's to describe the relationship between the student and the object. For example, *"I think it's Abby's book."*
- Invite students to share their sentences and guesses about the owner of the object.
- Create an atmosphere of curiosity and excitement by discussing the various possibilities.



# MORE FAMILY WORDS

1. Look at the words and pictures below. Can you explain their meaning?

Match the meanings (a-f) below with the words (1-6).



1. couple



2. children



3. parents



4. siblings



5. grandparents



6. parents-in-law

- a) a person's father and mother.
- b) sons or daughters of any age.
- c) parents of one's husband or wife.
- d) two people who are married or in love.
- e) a brother or sister.
- f) parents of one's father or mother.

2. Read more important family words below.

We add **-in-law** for relationships from a marriage.

father-in-law - your husband's/wife's father

mother-in-law - your husband's/wife's mother

sister-in-law - your husband's/wife's sister

brother-in-law - your husband's/wife's brother

3. Complete the sentences with the words from exercises 1 and 2.

1. My \_\_\_\_\_ are coming to visit us next week. (my husband's parents)
2. This is my brother's wife, my \_\_\_\_\_.
3. I have one sister and one brother. They are my \_\_\_\_\_.
4. My father's father and mother are my \_\_\_\_\_.
5. My wife and I make a \_\_\_\_\_. We have two children.
6. My \_\_\_\_\_ is a kind and friendly person. (my wife's dad)
7. These are my \_\_\_\_\_ – a boy and a girl.
8. My husband's mother is my \_\_\_\_\_.



# ANSWERS

Match the meanings (a-f) below with the words (1-6).

1.d. 2.b. 3.a. 4.e. 5.f. 6.c.



1.couple



2.children



3.parents



4.siblings



5.grandparents



6.parents-in-law

- 3 a) a person's father and mother.
- 2 b) sons or daughters of any age.
- 6 c) parents of one's husband or wife.
- 1 d) two people who are married or in love.
- 4 e) a brother or sister.
- 5 f) parents of one's father or mother.

2. Read more important family words below.

We add **-in-law** for relationships from a marriage.

father-in-law - your husband's/wife's father

mother-in-law - your husband's/wife's mother

sister-in-law - your husband's/wife's sister

brother-in-law - your husband's/wife's brother

3. Complete the sentences with the words from exercises 1 and 2.

- 1. My **parents-in-law** are coming to visit us next week. (my husband's parents)
- 2. This is my brother's wife, my **sister-in-law**.
- 3. I have one sister and one brother. They are my **siblings**.
- 4. My father's father and mother are my **grandparents**.
- 5. My wife and I make a **couple**. We have two children.
- 6. My **father-in-law** is a kind and friendly person. (my wife's dad)
- 7. These are my **children** – a boy and a girl.
- 8. My husband's mother is my **mother-in-law**.



# TELL ABOUT YOUR FAMILY

You can use the questions below to tell as much as possible about your family.

- How many people are in your family?
- Do you have any siblings? Tell some facts about them.
- Who is the oldest person in your family?
- Do you live with your family?
- How often do you see your extended family (like grandparents, aunts, and uncles)?
- What do you usually do when you spend time with your family?
- Do you have any family traditions?
- What's your favourite memory with your family?
- What's the best thing about your family?
- Do you celebrate birthdays together as a family?
- Do you have any family pets?
- What's the most interesting story your family tells about the past?
- How do you usually spend weekends with your family?







# LET'S SOLVE A RIDDLE!

*Complete the table on the next page to find out different facts about one family. Each person has different age, hobbies, and favourite food.*

*Read the sentences (prompts) and put the information into the table. If you are not sure about a sentence, skip it and read the next one. When you are sure and have used a sentence to fill the table, cross it out.*

*Have fun!*





# LET'S SOLVE A RIDDLE!



1. Lilly loves cooking.
2. She is 45 years old.
3. One of the parents enjoys taking photos.
4. One of the younger siblings loves eating sushi.
5. Jess is 25 years old.
6. Ben is the oldest person in the family.
7. Olly loves playing video games.
8. He is 13 years old.
9. His aunt loves eating pasta with cheese.
10. The person who loves drawing is 25.
11. Olly's sister is 2 years older than him and loves chocolate cakes.
12. Their mother is a great cook and loves cooking.
13. Lilly's favourite food is omelette with tomatoes.
14. Her husband loves the same food.
15. Lilly's sister loves drawing.
16. Ava loves coffee art.
17. Ben is 2 years older than Lilly.

Family members	mother	father	sister	brother	aunt
Name					
Hobbies					
Age					
Favourite food					



# ANSWERS



1. Lilly loves cooking.
2. She is 45 years old.
3. One of the parents enjoys taking photos.
4. One of the younger siblings loves eating sushi.
5. Jess is 25 years old.
6. Ben is the oldest person in the family.
7. Olly loves playing video games.
8. He is 13 years old.
9. His aunt loves eating pasta with cheese.
10. The person who loves drawing is 25.
11. Olly's sister is 2 years older than him and loves chocolate cakes.
12. Their mother is a great cook and loves cooking.
13. Lilly's favourite food is omelette with tomatoes.
14. Her husband loves the same food.
15. Lilly's sister loves drawing.
16. Ava loves coffee art.
17. Ben is 2 years older than Lilly.

<b>Family members</b>	<b>mother</b>	<b>father</b>	<b>sister</b>	<b>brother</b>	<b>aunt</b>
<b>Name</b>	Lilly	Ben	Ava	Olly	Jess
<b>Hobbies</b>	cooking	taking photos	coffee art	playing video games	drawing
<b>Age</b>	45	47	15	13	25
<b>Favourite food</b>	omelette with tomatoes	omelette with tomatoes	chocolate cakes	sushi	pasta with cheese



# EXTRA TASK

Read the following text and identify the family members mentioned. Then, answer the questions that follow.

Lisa: Hi, Mark! This is a picture of my family.

Mark: Oh, great! Let's take a look. I see a man and a woman. Is that your **father** and **mother**?

Lisa: Yes, that's them! And those two kids are my younger **brother** and **sister**.

Mark: They look like a joyful **siblings** pair! And who are these two older people in the picture?

Lisa: Those are my **grandparents**, my dad's **parents**. They are artists.

Mark: Oh, wow. And who's the baby in the photo?

Lisa: That's my little **niece**, my older **sister's daughter**.

Mark: Aww, she's adorable! And I see another man and woman in the background. Are they part of your family too?

Lisa: Yes, those are my **uncle** and **aunt**, my mom's **brother** and his **wife**.

Mark: Got it! It's a wonderful family picture.

## Questions:

1. Who are the man and woman in the picture?

---

2. Who are the two kids in the picture?

---

3. Who are Lisa's grandparents? What do they do?

---

4. Whose daughter is the baby in the photo?

---

5. Who are the two other people in the photo?

---

*Remember to use possessive 's correctly where needed!*







# ANSWERS

Read the following text and identify the family members mentioned. Then, answer the questions that follow.

Lisa: Hi, Mark! This is a picture of my family.

Mark: Oh, great! Let's take a look. I see a man and a woman. Is that your **father** and **mother**?

Lisa: Yes, that's them! And those two kids are my younger **brother** and **sister**.

Mark: They look like a joyful **siblings** pair! And who are these two older people in the picture?

Lisa: Those are my **grandparents**, my dad's **parents**. They are artists.

Mark: Oh, wow. And who's the baby in the photo?

Lisa: That's my little **niece**, my older **sister's daughter**.

Mark: Aww, she's adorable! And I see another man and woman in the background. Are they part of your family too?

Lisa: Yes, those are my **uncle** and **aunt**, my mom's **brother** and his **wife**.

Mark: Got it! It's a wonderful family picture.

## Questions:

1. Who are the man and woman in the picture?

They are Lisa's father and mother.

2. Who are the two kids in the picture?

The two kids in the picture are Lisa's younger brother and sister.

3. Who are Lisa's grandparents? What do they do?

Lisa's grandparents are the two older people in the picture, and they are artists.

4. Whose daughter is the baby in the photo?

The baby in the photo is the daughter of Lisa's older sister.

5. Who are the two other people in the photo?

The two other people in the photo are Lisa's uncle and aunt, who are her mum's brother and his wife.





# QUIZLET



# Quizlet



*Revise the words for the next lesson. Use this Quizlet set. You can also play different games to practice or even test yourself in the Quizlet app or on the site.*





**THANK YOU!**

