

# HOW OFTEN DO YOU LOSE THINGS?

Articles: a, an, the, zero article.





# LET'S TALK!

Read the questions and discuss them with your partner.



How often do you lose things? What have you lost in your life?

What do you usually do when you can't find something at home that should be there (remote control/keys/phone/etc)?

What is your first reaction and then the following steps if you lose or think that you've lost something important (laptop/passport/etc)?

Do you have friends/acquaintances who always lose things? What kind of people are they?



# HOW MEN LOOK FOR THINGS

1. Watch the video and answer the questions.

1. What is the video about?
2. What things are they looking for?
3. What was on the laptop?
4. What does the woman's mum say?

2. Watch the video again and write the missing words.

1. Have you seen the can opener?

Uh yeah, it's \_\_\_\_\_.

2. Have you seen the honey?

Um, yeah it's \_\_\_\_\_.

3. Do you see ANYTHING on that table?

I mean, yeah! I see \_\_\_\_\_!

And do you see anything around \_\_\_\_\_?

No, nothing.





# ARTICLES

Look at the dialogues from the video and complete the rules.

- Do you see **ANYTHING** on that table?
- I mean, yeah! I see **a mug**!
- And do you see anything around the mug?

We use *"a or an" / "the"* when we mention something for the first time.  
We use *"a or an" / "the"* when we mention something for the second time.



- Have you seen **the can opener**?
- Uh yeah, it's in **the drawer**.
- It's not in **the drawer**.
- Yes, it is like **that's where it always is**.

We use *"the" / no article* to talk about specific things or people when it's clear which ones we mean.

# ARTICLES

Now read the rules below. Create your own examples for each rule.

## We use 'a' or 'an' when:

- We talk about something for the first time, or something that is a part of a group or type. *I see a mug on the table.*
- We say what people's jobs are or describe what kind of person or thing someone is. *Mia is a teacher and she always loses pencils. She did the same when she was a child.*
- We use 'a' before words that start with a sound like b, c, d (these are called consonant sounds). We use 'an' before words that start with a sound like a, e, i (these are called vowel sounds). This helps us say the words more easily. *I have found an amazing game. My grandma found a new recipe and baked a delicious cake yesterday.*

## We don't use articles when:

- We talk about things in general. *Keys are easy to lose.*
- We do not use an article before the names of meals: breakfast, lunch, dinner. *Don't lose your patience! Breakfast is at 7 am. I have found a wallet on Sunday.*
- We do not use an article before names of years, months, and days of the week. *I lost my phone on Monday.*

## We use 'the' when:

- We've already talked about something. *I see a mug on the table. The mug is green.*
- We talk about specific things. *Where are the keys? They're on the table. (We know which keys and which table.)*
- We talk about one-of-a-kind things (*the sun, the Eiffel Tower, the Internet*). *I don't want to lose the chance to visit the Eiffel Tower.*





# LET'S PRACTICE



Choose "a/an," "the," or no article (-) to complete the following sentences.

1. She discovered \_\_\_\_\_ extraordinary website with great information.

an

a

-

2. "Where is the prize?" "It's in \_\_\_\_\_ secret room."

an

the

a

3. "The last time we had \_\_\_\_\_ lunch I lost my sunglasses."

the

a

-

4. I want to buy \_\_\_\_\_ new laptop. \_\_\_\_\_ laptop I had before was stolen.

a/the

an/the

the/the

5. "What have you lost on \_\_\_\_\_ Saturday?"

-

a

the

6. It's \_\_\_\_\_ great book. I found it in \_\_\_\_\_ 2021.

an/-

a/-

-/a

7. I'm not \_\_\_\_\_ big fan of \_\_\_\_\_ wireless earphones.

the/-

a/the

a/-

8. I saw \_\_\_\_\_ strange dog in \_\_\_\_\_ park. \_\_\_\_\_ dog was alone and looked lost.

a/the/the

the/the/the

a/a/the

9. When I visited \_\_\_\_\_ Leaning Tower of Pisa the first time I found 100\$.

an

the

-

10. I am \_\_\_\_\_ morning person. I find \_\_\_\_\_ morning coffee energising.

a/a

the/a

a/-

# KEEP OR GIVE GAME

*You can play in teams or player vs. player.*

*Take turns to complete the tasks on the slides. After answering the question and checking whether the answer is wrong or right, choose what you want to do with the points on the next slide: keep them for yourself or give them to the opponent. Remember, they can be lucky or unlucky!*

*The winner of the game is the one with the most points.*





# KEEP OR GIVE GAME

*I spotted \_\_\_\_\_ (a/an/the/-) rare  
bird in the forest.*

KEEP

OR

GIVE










# KEEP OR GIVE GAME

*I spotted **a** rare bird in the forest.*





+ 200 POINTS



# KEEP OR GIVE GAME

*I was walking in the woods when I  
saw \_\_\_\_\_ (a/an/the/-) squirrel.  
\_\_\_\_\_ (A/An/The/-) squirrel quickly  
scampered up the tree.*

KEEP

OR

GIVE



# KEEP OR GIVE GAME

*I was walking in the woods when I saw a squirrel. The squirrel quickly scampered up the tree.*

KEEP


OR

GIVE





+ 700 POINTS





# KEEP OR GIVE GAME

*I love having \_\_\_\_\_ (a/an/the/-)  
dinner with my family.*

KEEP

OR


GIVE





# KEEP OR GIVE GAME

*I love having dinner with my family.*





**- 100 POINTS**







# KEEP OR GIVE GAME

*On Saturday, I like to visit -----  
(a/an/the/-) local park with my  
friends.*

KEEP

OR

GIVE





# KEEP OR GIVE GAME

*On Saturday, I like to visit **the** local park with my friends.*

KEEP

OR

GIVE






**- 300 POINTS**





# KEEP OR GIVE GAME


*People from around the world  
appreciate \_\_\_\_\_ (a/an/the/-)  
music.*






# KEEP OR GIVE GAME

*People from around the world  
appreciate music.*






**- 10 POINTS**





# KEEP OR GIVE GAME


----- (A/An/The/-) Friday is the  
end of the week for many.





# KEEP OR GIVE GAME



*Friday is the end of the week for many.*







+ 500 POINTS





# KEEP OR GIVE GAME

*I have found \_\_\_\_\_ (a/an/the/-)  
great cafe around the corner!*

KEEP

OR


GIVE





# KEEP OR GIVE GAME

*I have found a great cafe around the corner!*





**- 100 POINTS**





# KEEP OR GIVE GAME

*I bought \_\_\_\_\_ (a/an/the/-) car  
last month. \_\_\_\_\_ (A/An/The/-)  
car has excellent fuel efficiency.*

KEEP

OR


GIVE







# KEEP OR GIVE GAME

*I bought **a** car last month. **The** car has excellent fuel efficiency.*





+ 10000 POINTS





# KEEP OR GIVE GAME

*There's only one road that leads to  
----- (a/an/the/-) ancient temple  
hidden in the mountains.*

KEEP

OR

GIVE












# KEEP OR GIVE GAME

*There's only one road that leads to  
the ancient temple hidden in the  
mountains.*





+ 200 POINTS



# KEEP OR GIVE GAME

*The best pizza in town can be found at \_\_\_\_\_ (a/an/the/-) small Italian restaurant next to our house. My mom is \_\_\_\_\_ (a/an/the/-) chef there.*

KEEP

OR

GIVE





# KEEP OR GIVE GAME

*The best pizza in town can be found at **the** small Italian restaurant next to our house. My mom is **a** chef there.*

KEEP



OR

GIVE





+ 10 POINTS





# KEEP OR GIVE GAME

*Count your  
points!*





# AGREE OR DISAGREE

Discuss the statements with your partner and tell if you agree or disagree with them.



Women are better at finding things.

I always put my things on the same places, so I never lose them.

There are items that are easy to lose, such as phones, keys, and documents.


I know some techniques that can be used to find lost things.

I don't really worry when I lose something because almost anything can be replaced or restored.

Some people are not attentive enough, which is why they often lose or can't find things.



# LET'S READ



Read the tips on how to find things you lost and fill in the gaps with the correct article (a/an/the/-).

## Tip 1:

It may seem a little silly, but remembering what you were thinking and feeling when you last had your item can sometimes help you track it down. When you think about the last moment you had \_\_\_\_\_ item you are looking for, small details that can help you find it will come back to you.

## Tip 2:

When you remember the last time you saw your missing item, you'll want to go back to all of the spots you've been since you last had it. If you're lucky, you just dropped the missing item and you'll stumble upon it again just by walking through \_\_\_\_\_ space. If you can't retrace all of your steps since you last had the missing item, making \_\_\_\_\_ phone call can be a good substitute. For example, if you last remember having your cell phone at \_\_\_\_\_ hotel and you took a flight home, call \_\_\_\_\_ hotel and the airport to see if someone's found it.

## Tip 3:

Of course you're going to be freaked out if you've lost something important like your wallet or cellphone. But you're going to have a harder time finding it if you're all stressed out. Try to relax before you start looking so you have \_\_\_\_\_ clear head. Having trouble calming down? Take a few slow, deep breaths to help relax yourself.

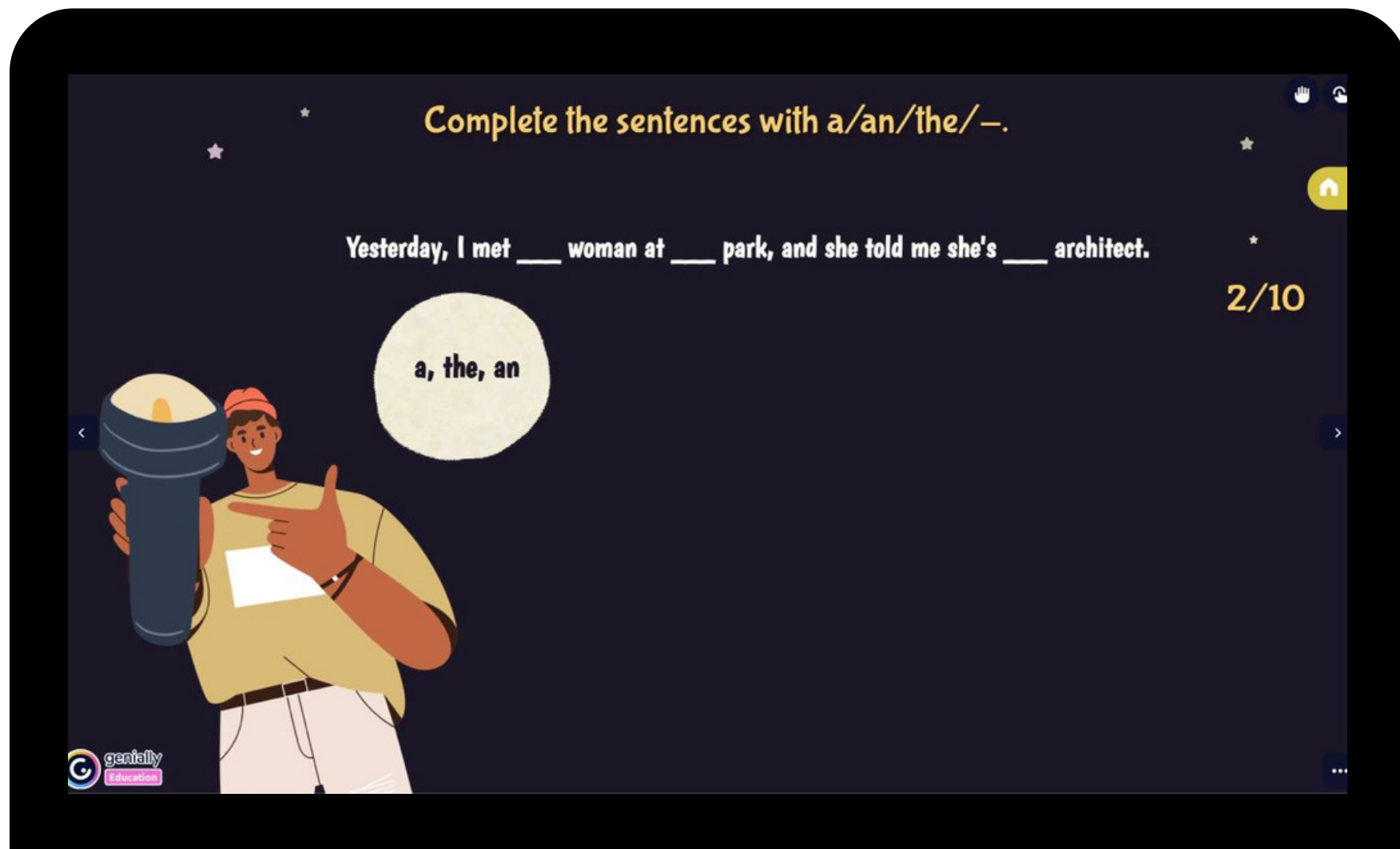
## Tip 4:

If your home or desk is always a mess, it's much easier to lose something. Don't clutter up \_\_\_\_\_ tables, \_\_\_\_\_ desks, \_\_\_\_\_ counters, and other flat surfaces or you can wind up hiding things that you'll need. Think about it this way: if you throw your cell phone down on \_\_\_\_\_ empty coffee table that isn't covered with magazines and books, you'll always be able to spot it.

Then discuss with a partner what tips you find the most useful/useless.



# FLASHLIGHT QUIZ



*Have fun practicing the differences in usage between a/an, the, and no article. Fill in the gaps in the sentences using the correct articles. The answers are hidden; drag the light to uncover them. Once found, simply click on it and proceed to the next sentence.*

*Enjoy this fun Genial.ly grammar activity!*



**PLAY NOW**






# LET'S THINK

Work individually or in mini-groups and write additional tips for finding lost items or avoiding misplacing them, and then share your ideas. Mind the articles.

A vertical stack of ten light green, rounded rectangular boxes intended for writing notes or tips.





# EXTRA TASK



1. Fill in the blanks with the appropriate article.

1. Losing \_\_\_\_\_ chocolate is always a disappointment.
2. I believe that \_\_\_\_\_ 2023 will bring new findings.
3. "I'm going to \_\_\_\_\_ library to study," he said as he packed his books.
4. I want to find \_\_\_\_\_ passionate photographer.
5. I saw \_\_\_\_\_ peacock on the street! I was shocked, it might be lost! But \_\_\_\_\_ peacock was beautiful.
6. When I was \_\_\_\_\_ teenager, I found true friends.
7. "Have they found \_\_\_\_\_ legendary sword from the medieval era?"
8. I need to buy \_\_\_\_\_ cutting-edge phone. Mine is lost.

2. Find and correct the mistakes.

1. I often lose a keys, but I always find them eventually.
2. "I'm going to market," he said. He's hoping to find something special.
3. Maria is the great explorer. She can wander in the woods and never get lost.
4. Once, I got lost in a strange city, but kind stranger helped me find my way.
5. When I was the kid, I lost many marbles in the yard, but finding a rare one was exciting.
6. Have you seen documents?
7. I need to get the modern metal detector to search for lost objects.
8. I hope to find my true purpose and leave behind any doubts in the 2024.



# EXTRA TASK



Read the text and fill the gaps with the correct article (a/an/the/-)

Having specific spots to store your belongings can make your life much easier. It's a simple and effective way to stay organized. Here are some ideas to help you get started:

1. Keys and Wallet: Make \_\_\_\_\_ bowl or hook near the door for your keys and wallet. This way, you'll always know where to find them when you're heading out.
2. Clothes: Arrange your clothes neatly in your wardrobe. Keep your shirts in one section, \_\_\_\_\_ pants in another, and socks and underwear in their own drawers.
3. Shoes: Place your shoes on a rack or shoe organizer. This will keep your entryway tidy and make it easier to find \_\_\_\_\_ pair you want.
4. Kitchen Utensils: Use \_\_\_\_\_ drawers or containers to keep your kitchen utensils organized. You can even label them for quick access.
5. Important Documents: Use folders or binders to store important papers like bills, \_\_\_\_\_ passports, and certificates. This will save you from frantic searches in the future.
6. Electronics: Keep chargers and cables organized in \_\_\_\_\_ box or drawer. This will prevent tangles and make it easier to find \_\_\_\_\_ right one.



**THANK YOU!**

