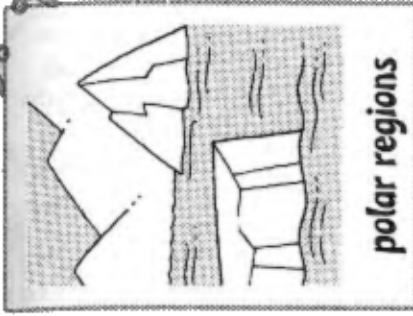
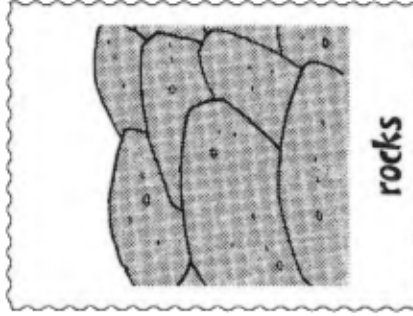
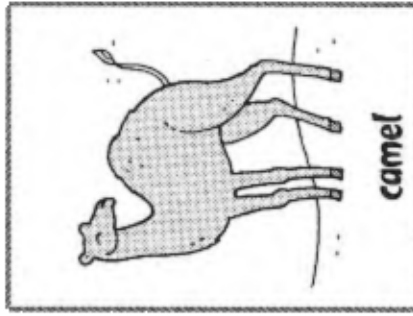
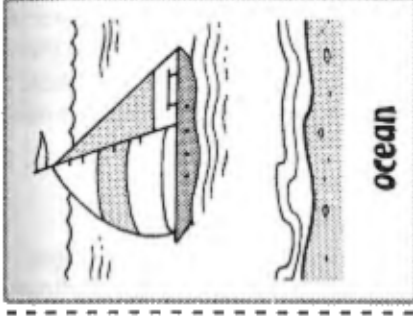




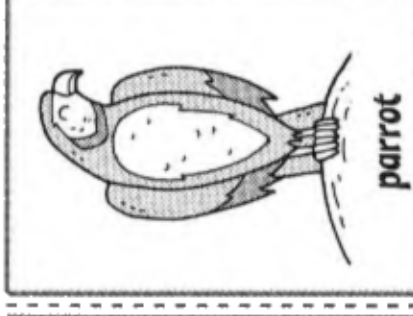
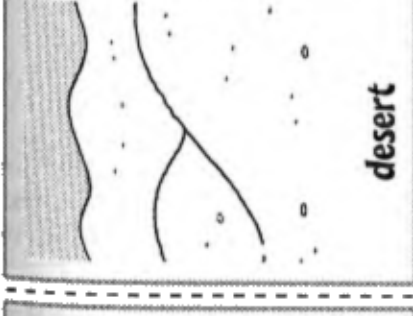
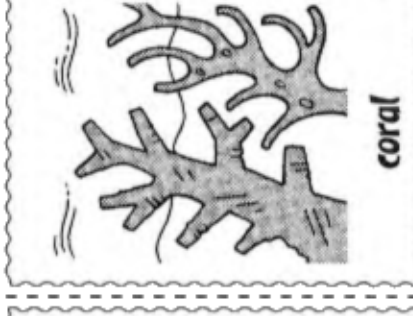


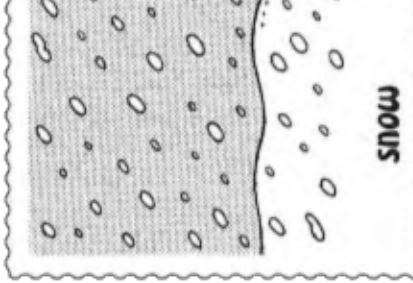
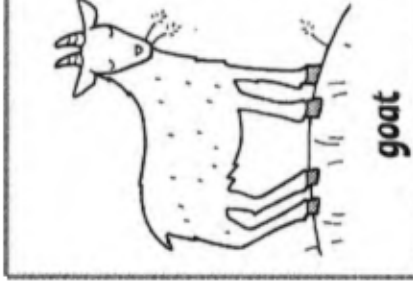


6

Worksheet 4: Animal habitats

Cut out and play.

 <p>polar regions</p>	 <p>rocks</p>	 <p>camel</p>
 <p>ocean</p>	 <p>trees</p>	 <p>polar bear</p>
 <p>jungle</p>	 <p>sand</p>	 <p>parrot</p>
 <p>desert</p>	 <p>coral</p>	 <p>shark</p>
 <p>mountains</p>	 <p>snow</p>	 <p>goat</p>

Geography: Habitats