

CAMBRIDGE

SUPER MINDS

Workbook 3

Herbert Puchta

Günter Gerngross

Peter Lewis-Jones

CAMBRIDGE UNIVERSITY PRESS
Cambridge, New York, Melbourne, Madrid, Cape Town,
Singapore, São Paulo, Delhi, Mexico City

Cambridge University Press
The Edinburgh Building, Cambridge CB2 8RU, UK

www.cambridge.org
Information on this title: www.cambridge.org/9780521221696

© Cambridge University Press 2012

This publication is in copyright. Subject to statutory exception
and to the provisions of relevant collective licensing agreements,
no reproduction of any part may take place without the written
permission of Cambridge University Press.

First published 2012

Printed in China by Golden Cup Printing Co. Ltd

A catalogue record for this publication is available from the British Library

ISBN 978-0-521-22169-6 Workbook 3
ISBN 978-0-521-22168-9 Student's Book with DVD-ROM 3
ISBN 978-0-521-21927-3 Teacher's Book 3
ISBN 978-1-107-63396-4 Teacher's Resource Book with Audio CD 3
ISBN 978-0-521-21973-0 Class Audio CDs 3
ISBN 978-0-521-22184-9 Classware and Interactive DVD-ROM 3

Cambridge University Press has no responsibility for the persistence or
accuracy of URLs for external or third-party internet websites referred to in
this publication, and does not guarantee that any content on such websites is,
or will remain, accurate or appropriate. Information regarding prices, travel
timetables and other factual information given in this work is correct at
the time of first printing but Cambridge University Press does not guarantee
the accuracy of such information thereafter.

Herbert Puchta

Günter Gerngross

Peter Lewis-Jones

Super Minds

Workbook 3

CAMBRIDGE UNIVERSITY PRESS
Cambridge, New York, Melbourne, Madrid, Cape Town,
Singapore, São Paulo, Delhi, Mexico City

Cambridge University Press
The Edinburgh Building, Cambridge CB2 8RU, UK

www.cambridge.org
Information on this title: www.cambridge.org/9780521221696

© Cambridge University Press 2012

This publication is in copyright. Subject to statutory exception
and to the provisions of relevant collective licensing agreements,
no reproduction of any part may take place without the written
permission of Cambridge University Press.

First published 2012

Printed in China by Golden Cup Printing Co. Ltd

A catalogue record for this publication is available from the British Library

ISBN 978-0-521-22169-6 Workbook 3
ISBN 978-0-521-22168-9 Student's Book with DVD-ROM 3
ISBN 978-0-521-21927-3 Teacher's Book 3
ISBN 978-1-107-63396-4 Teacher's Resource Book with Audio CD 3
ISBN 978-0-521-21973-0 Class Audio CDs 3
ISBN 978-0-521-22184-9 Classware and Interactive DVD-ROM 3

Cambridge University Press has no responsibility for the persistence or
accuracy of URLs for external or third-party internet websites referred to in
this publication, and does not guarantee that any content on such websites is,
or will remain, accurate or appropriate. Information regarding prices, travel
timetables and other factual information given in this work is correct at
the time of first printing but Cambridge University Press does not guarantee
the accuracy of such information thereafter.

Contents


●	Meet The Explorers	4
1	Our school	10
2	The picnic	22
3	Daily tasks	34
4	Around town	46
5	Under the sea	58
6	Gadgets	70
7	In the hospital	82
8	Around the world	94
9	Holiday plans	106
●	My Super Mind	118

Meet The Explorers

1

CD 1
04

Listen and write the numbers.



2

Think!

Look at Activity 1. Write the missing numbers.

3

Write the words.

1 80 eighty

2 30 _____

3 100 _____

4 40 _____

4

Write *Where* or *What*. Then think about the story and answer the questions.

1 Where are Ben and Lucy?

In a castle.

2 _____ is their dog called?

3 _____ do they want to find?

4 _____ does Lucy want to go?






5 _____ are rooms 51 to 100?

6 _____ is the cellar?

4

Revision of numbers, *what* and *where*; *upstairs* / *downstairs*

1 What are the children good at? Write sentences with *good at* or *not good at*.

		 jumping	 snorkelling	 swimming
	Lucas	✓	✗	✓
	Olivia	✗	✓	✓

1 Lucas: *I'm good at jumping.*

2 Lucas: _____

3 Lucas: _____

4 Olivia: _____

5 Olivia: _____

6 Olivia: _____

2 **Think!** Look, think and draw lines.



He's good at playing football.

She's good at dancing.

He's not good at swimming.

She's not good at jumping high.



3 Write about yourself.

1 *I'm good at speaking English.*

2 _____

3 _____


4 _____

1 Number the lines in each verse 1 to 4. Then write *Ben* or *Lucy*.

____ And reads them very carefully,
____ She always finds the clues,
____ They tell her what to do.
1 She's good at doing puzzles,

____ And swimming in the sea,
____ Just like you and me.
1 He's good at riding horses
____ He's an action hero,

2 Read Emily and Louis's new verses. Write the words.



I'm good at ⁽¹⁾ doing puzzles.

I'm good at ⁽²⁾ _____ trees.

I'm not good at ⁽³⁾ _____.

Come on and ⁽⁴⁾ _____ with me!



Emily



Louis

I'm good at ⁽⁵⁾ _____ over fences.

I'm good at ⁽⁶⁾ _____ football.

I'm not good at ⁽⁷⁾ _____.

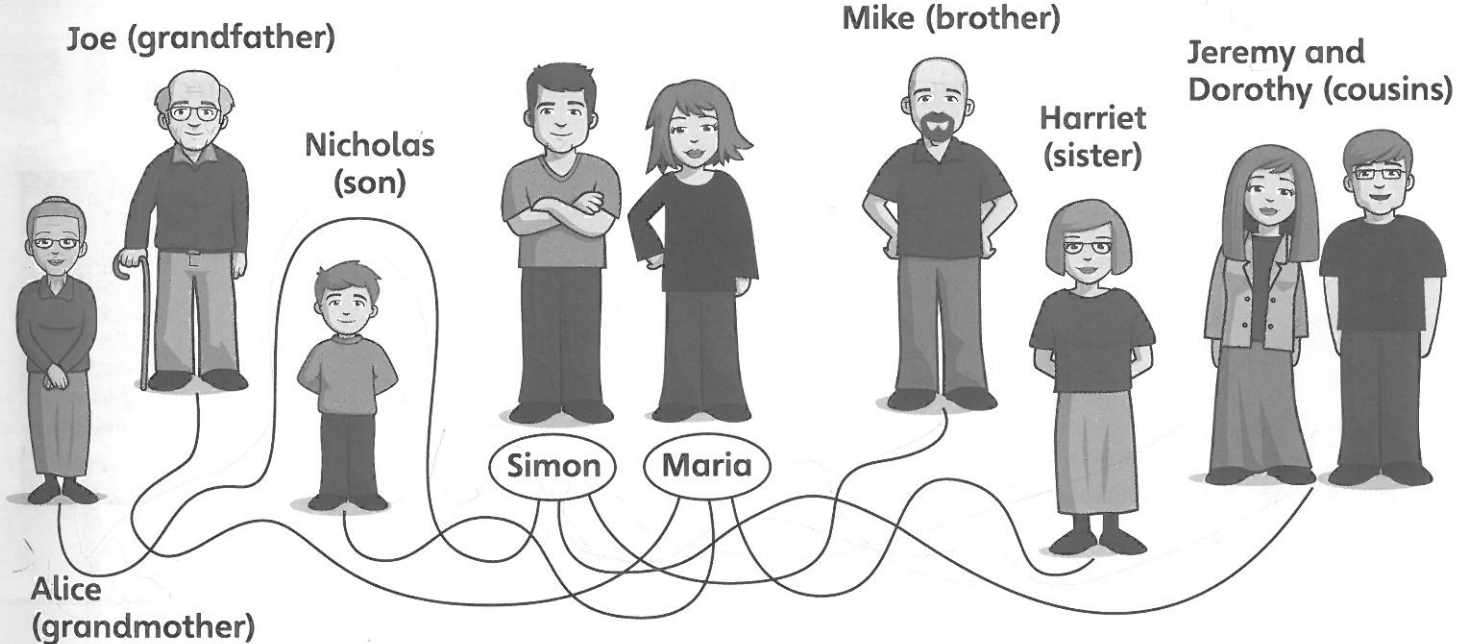
That's me, and that is all!

Listen and write the words.

son daughter grandmother grandfather
grandparents aunt uncle parents

- 1 Matthew is Simon's grandfather.
- 2 Oliver is Simon's _____.
- 3 June and Dave are Simon's _____.
- 4 Gina is Simon's _____.
- 5 Linda is Maria's _____.
- 6 Dawn is Maria's _____.
- 7 Claudia and John are Maria's _____.
- 8 Thomas is Maria's _____.

2 Think! Follow the lines and write sentences about Simon and Maria.



Simon

He's Alice's grandson.

Maria

She's Nicholas's mother.

3 Look at Activity 2. Write about a person in your family.

1 Remember the story. Complete the sentences.


get the book back in a castle helps the children can see
take the book has got an idea in a secret room

- 1 Lucy and Ben are in a castle .
- 2 They find the book _____ .
- 3 Horax and Zelda _____ them.
- 4 They _____ away from the children.
- 5 Lucy _____ .
- 6 The children _____ .
- 7 Buster _____ and stops Horax and Zelda.

2 Think! Look at the pictures from the story. Read, think and circle.




How does Lucy feel when she says
'It looks really old!?'
excited / bored



How does Horax feel when he says
'You're good at finding things that
I want!?'
happy / sad



In picture 5, do Ben and Lucy know
where the book is?
yes / no



Why does Horax say 'Go away,
silly dog!' in picture 7?
He likes / doesn't like Buster.












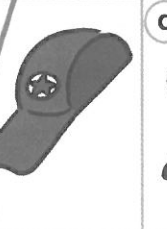




1 **Think!** Which one is different in each group? Read, think and circle.

- | | | | | |
|---|--------|--------------|-------------------|-------------|
| 1 | seven | twenty-three | <u>forty-four</u> | fifty-five |
| 2 | twenty | fifty | fifteen | eighty |
| 3 | puzzle | riding | swimming | climbing |
| 4 | Ben | Buster | Horax | Lucy |
| 5 | son | aunt | uncle | grandfather |

2 Colour the bricks to make sentences. Write in the missing words.

1	I'm not	at playing	riding a bike.
2	Are you _____	at _____	French.
3	She	good <u>at</u> _____	puzzles?
4	He's not good	is good	the piano?
5	Is he	good at _____	_____ singing.

3 Look and write *a, e, i, o* or *u*.






















 <p>a</p>	 <p>b</p>	 <p>a</p>	 <p>b</p>	 <p>a</p>	 <p>b</p>	 <p>a</p>	 <p>b</p>
1	a p_e ts b p_a ts	2	a b__n b B__n	3	a c__t b c__t	4	a b__d b b__d
 <p>a</p>	 <p>b</p>	 <p>a</p>	 <p>b</p>	 <p>a</p>	 <p>b</p>	 <p>a</p>	 <p>b</p>
5	a m__n b m__n	6	a c__p b c__p	7	a h__t b h__t	8	a p__n b p__n

4 **CD 1** Listen, say and check your answers.

1

Our school

1 Think! Read, think and write the days.

Monday	Tuesday	Wednesday	Thursday	Friday
$2 \times 4 = 8$ $3 \times 4 = 12$		$2 \times 4 = 8$ $3 \times 4 = 12$		
			$2 \times 4 = 8$ $3 \times 4 = 12$	
				$2 \times 4 = 8$ $3 \times 4 = 12$
LUNCH				
				
				

1 This is what I've got today. Maths, English and P.E. before lunch. I.T. and History after lunch. Today is Wednesday.



2 This is what I've got today. English, History and Maths before lunch. Music and Science after lunch. Today is _____.



3 This is what I've got today. Maths, English and Geography before lunch. History and P.E. after lunch. Today is _____.



2 Look at Activity 1 and write dialogues. Use *before* and *after*.

When do you have English?

On Mondays. After Maths.

When do you have P.E.?

On Wednesdays. Before lunch.

1 Find and write the sentences.

Tim



i like english i'm good at it

i love singing music is my favourite subject

i really don't like running i'm not good at it

1 I like English. I'm good at it.

2

3

Anna



i really don't like maths it's boring

i like geography my geography teacher is very nice

i love history i love learning about the past



4

5

6

2 Follow the lines and write.

Jim



Clare



1 Jim doesn't like playing football.

2

3

4

5

1 Remember the song. Read and write the words.

everyone lots of fun ~~secret~~ School School is great tell

Let me tell you a ⁽¹⁾ secret ,

⁽²⁾ _____ is great.

School's for ⁽³⁾ _____ .

Don't ⁽⁴⁾ _____ anybody that

⁽⁵⁾ _____ .

And it's ⁽⁶⁾ _____ .

2 Read Anna and Tim's new verses. Write the words.

learning reading great working writing late day teachers

I love ⁽¹⁾ reading books in English.

I'm good at ⁽²⁾ _____ stories, hey!

I love ⁽³⁾ _____ about lots of things.

We learn at school all ⁽⁴⁾ _____ .



I love ⁽⁵⁾ _____ on computers.

I think I.T.'s just ⁽⁶⁾ _____ !

I really like my ⁽⁷⁾ _____ .

That's why I'm never ⁽⁸⁾ _____ !

3 Complete the school subjects. Then draw lines.

a



1 E n g l _ _ s h

2 H _ _ s t _ _ r y

3 M _ _ t h s

4 S c _ _ _ n c _ _

5 G _ _ _ g r _ _ p h y

6 M _ _ s _ _ c

b



c



d

$2 \times 4 = 8$
 $3 \times 4 = 12$

e



hello



f



1 Look, read and complete the sentences.

do your homework get dressed
clean your shoes ~~wash your hands~~
brush your teeth

~~you eat~~ go and play you eat
go to school go to school



- 1 You have to wash your hands before you eat .
- 2 You have to _____ after _____ .
- 3 You have to _____ before you can _____ .
- 4 You have to _____ before you _____ .
- 5 You have to _____ before you _____ .

2 Write about yourself. Use *before*, *after*, *every day* or *every week*.

At school

- 1 I have to _____ .
- 2 I _____ .
- 3 _____ .

At home

- 1 I have to _____ .
- 2 I _____ .
- 3 _____ .

1 **CD 1**
22 Listen and write the missing words. Then say with a friend.



Jim: What time is it, Fiona?

Fiona: It's half past three.

Jim: Really? _____
_____. Bye!

Fiona: Oh. Bye!



Sam: The car's too heavy.

Emma: Let's ask this man.

Sam: Good idea.

Emma: Excuse me. _____
_____, please?

2 **CD 1**
23 Listen and write.

say	see	Ben	five	go	you	car
A	B	G	F	S		R
	C			Y		
			Z		W	

3 **CD 1**
24 Listen, say and check your answers.

1 Values What can we learn from the story? Colour the words.

It's

good

easy

to say

to laugh

to do

things

the same

differently

.

2 Read and write the words.

painting playing puzzles first ~~lesson~~ singing write flying

In the Geography ⁽¹⁾ lesson Johnny is dreaming. In his dream he is ⁽²⁾ _____ on a dragon. The next lesson is Maths. Johnny is doing Maths ⁽³⁾ _____ in his head.

In Science, Johnny is dreaming again. In his dream, he is ⁽⁴⁾ _____ a butterfly. The next day the children have Music. In his dream, Johnny is ⁽⁵⁾ _____ and ⁽⁶⁾ _____ the guitar.

Then the children have to ⁽⁷⁾ _____ a story. Johnny writes a fantastic story and wins ⁽⁸⁾ _____ prize.

3 Make sentences.

1 his head / doing / loves / Johnny / Maths puzzles / in

Johnny loves doing Maths puzzles in his head.

2 about / the children / Miss Burton / tells / butterflies

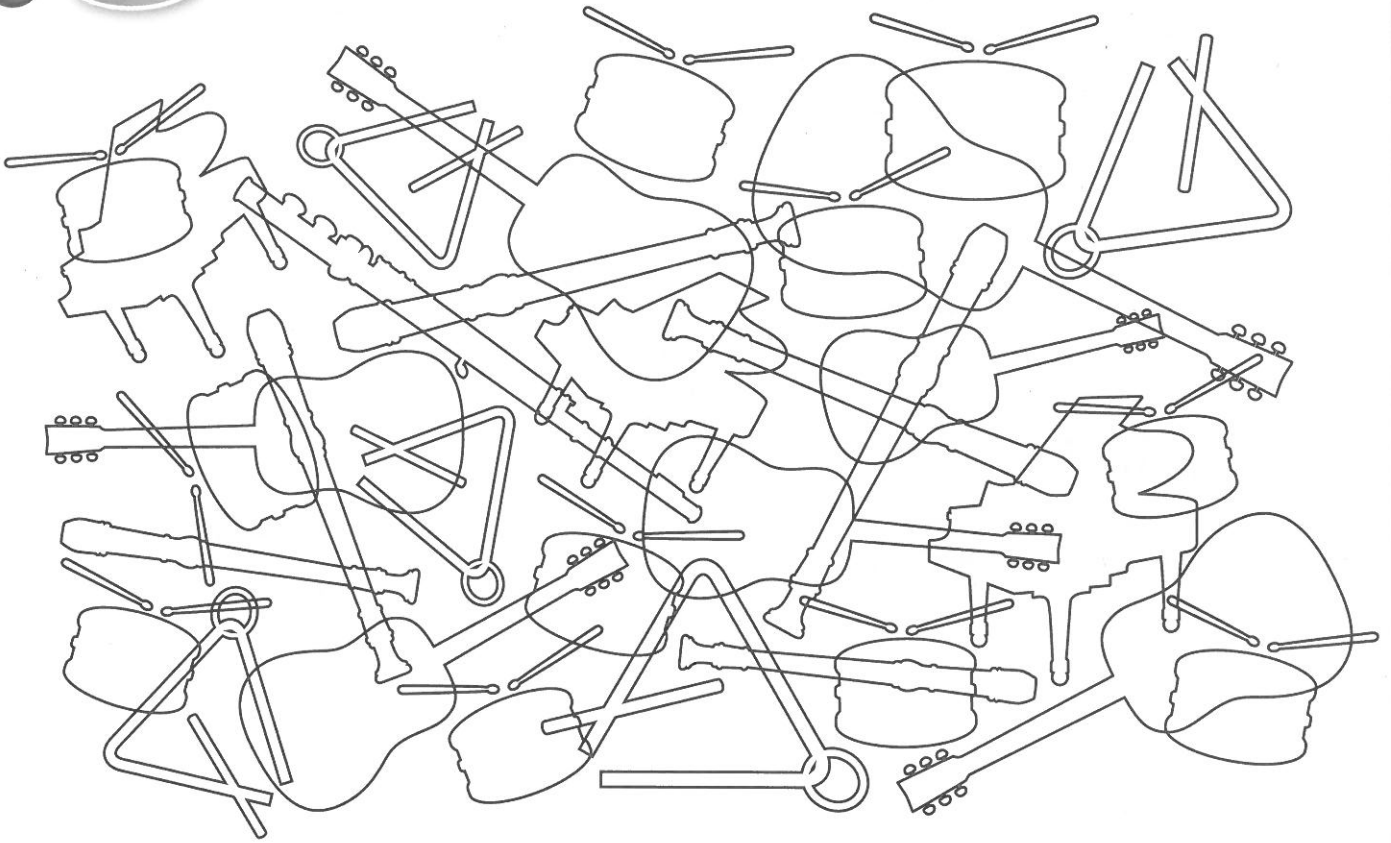
3 a piano concert / Music lesson / plays / in the / Miss Burton

4 for / two weeks / his story / a prize / later / Johnny / wins

Listen, colour and write.



1 Think! Count and write sentences. Use *There is* and *There are*.



There are six recorders. _____

2 Look at Activity 1. Correct the sentences.

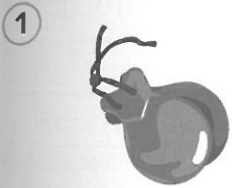
1 There are 12 wind instruments.

2 There are 9 stringed instruments.


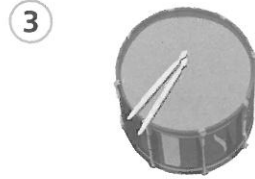
3 There are 21 percussion instruments.

1 Look and write the words.

trombone flute cello drum recorder
guitar piano castanets triangle



castanets



2 Look at Activity 1. Write the instruments in the families.

wind

stringed

percussion
castanets

1 Match the questions with the answers.



- | | | |
|--|---------------------------------------|--|
| 1 What's your favourite subject, Kate? | a <input type="checkbox"/> | Three, but I'd like to have it every day. |
| 2 What do you like about it? | b <input type="checkbox"/> | We do experiments in Science lessons, and I love doing them. |
| 3 How many Science lessons do you have a week? | c <input type="checkbox"/> | No, not many children like it. They think it's difficult. |
| 4 Have you got Science today? | d <input type="checkbox"/> | For most of my classmates it's English. They love it. |
| 5 Is Science very popular in your class? | e <input checked="" type="checkbox"/> | 1 Science. I love it. |
| 6 What's the number one subject then? | f <input type="checkbox"/> | Let me think. It's Wednesday. Yes, I've got Science after Maths. |

2 Look at Activity 1. Complete the report about the interview.

Kate's favourite subject is ⁽¹⁾ Science . She loves ⁽²⁾ _____ .
Not many children ⁽³⁾ _____ .
Most children ⁽⁴⁾ _____ . On Wednesdays
⁽⁵⁾ _____ .

3 Write about yourself and your school subjects.

My favourite subject is _____

1 Write the words in three groups.

trombone Monday History harp Friday Maths I.T. cymbals
castanets Wednesday Science French Saturday Tuesday cello

1 trombone _____

2 Monday _____

3 History _____


2 Look at Activity 1. Number the topics to match the groups.

Days of the week School subjects Musical instruments


3 Look and draw lines to make sentences.

1  I


really	likes	painting	the dog.
very	like	writing	books.
never	don't like	playing	pictures.

2  She

very	not likes	reading	the piano.
always	likes	watching	football.
really	doesn't like	playing	TV.

3  You

have to	wash your	feet	before dinner.
has to	brush your	hands	after school.
have	wear your	face	before bed.

4  He

has to	wear	a uniform	in bed.
have to	wearing	a hat	at home.
has	not wear	a school bag	to school.

2

The picnic


1 Look and write the words.

1



apple juice

2



cheese

3




lemonade

4



salad

5




roll

6



soup

7



vegetables


8



water

2 Read and write words from Activity 1.

- 1 Carrots and potatoes are vegetables.
- 2 Can I have a ham _____, please?
- 3 It's usually yellow or white. _____
- 4 You wash your face with it, and you can drink it. _____
- 5 You drink these. _____ and _____
- 6 It's usually hot and you need a spoon to eat it. _____



spoon

3 Put the dialogue in order.

- Bess: Would you like a cheese roll?
- 1 Amy: I'm hungry.
- Amy: No, thanks. I don't like ham.
- Amy: Yes, please. I'd love one.
- Bess: Would you like a ham roll?



1 Read and complete the dialogue.

Kate: Guess what's in my lunch box!

Alice: In your ⁽¹⁾ lunch ⁽²⁾ _____ ?
I think there is a roll.

Kate: That's right. What's in it?

Alice: Let me think. Is there any ⁽³⁾ _____ ?

Kate: No, there isn't any. I don't like chicken.

Alice: OK, there isn't any ⁽⁴⁾ _____. Is there any ⁽⁵⁾ _____ ?

Kate: Cheese? Yes, there is some cheese. And?

Alice: And ... I don't know. Ah, I know. Is there any salad?

Kate: Yes, of course there is. I love ⁽⁶⁾ _____ .



2 Write some or any.



- 1 A: Is there any water in that bottle?
B: No, there isn't, but there is _____ orange juice.



- 2 A: Are there _____ onions in your roll?
B: No, there aren't _____ onions.




- 3 A: Are there _____ carrots in the fridge?
B: Yes, there are _____ carrots, but there aren't _____ apples.



- 4 A: Is there _____ chocolate, Mum?
B: No, sorry, there isn't _____ chocolate.
But there is _____ ice cream.

3 Draw your packed lunch and write.

There isn't any milk.
There are some cheese sandwiches
and an apple.
There's some orange juice.



- 1 Look and write. Use *there is*, *there are*, *there isn't* and *there aren't*.



In Emily's picnic basket, there is some orange juice.

- 2 Write the words from the shopping list. Make the song rhyme.

The monster picnic song

Oh, no, what a picnic!
Oh, that can't be fun.
The monster's going shopping,
For a picnic in the sun.

Are there any ⁽¹⁾ watches _____ ?
Is there any ⁽²⁾ _____ ?
Yes, there are lots of yukky things,
For monster and for you!





Is there any ⁽³⁾ _____ ?
Is there any ⁽⁴⁾ _____ ?
Yes, there are lots of yukky things,
This picnic is not good!

yummy yummy!

Shopping list
for my party
glue
rubbish
watches
wood



1 Think! Look, read and write *Ava, Lilly, Olivia* or *Ella*.



Ava

- 1 Liam:** Shall we put some peas and carrots in our soup?
Ava: Peas are OK, but I don't want any carrots. Shall we put some tomatoes in?
Liam: OK.

- 2 Gabriel:** Lilly, shall we make some fish soup?
Lilly: Sorry, no. I don't like fish. How about potato soup?
Gabriel: Good idea! Shall we put some onions in too?
Lilly: Yes.

- 3 Aidan:** Shall we make some soup?
Olivia: OK.
Aidan: Shall we put carrots and peas in?
Olivia: I'm not sure. How about tomatoes?
Aidan: Yummy!

- 4 Jackson:** I love broccoli. Shall we make some broccoli soup?
Ella: I don't like broccoli.
Jackson: OK. Shall we make some soup with carrots and peas?
Ella: Good idea!

2 Make questions.

1 make / some / shall / vegetable soup / we / ?
Shall we make some vegetable soup?

2 put / some / we / the / soup / in / shall / carrots / ?

3 about / sandwiches / how / some / ?

4 some / in / our / we / shall / cheese / rolls / put / ?

5 we / ham / sandwich / make / a / shall / ?

1 Remember the story. Read and circle.

- 1 A snake / dog / bee bites Buster.
- 2 Ben and Lucy want to go to the school / library / village.
- ✓ 3 An old man tells them to go to the cellar / waterfall / village at the top of the mountain.
- ✓ 4 Only the golden tomato / orange / apple can help Buster.
- ✓ 5 Horax and Zelda want to take / eat / cook the apple, too.

2 Think! Write more things for Ben to say. Use the box or your own ideas.

call the police make some tea take him to the vet sing him a song

Shall we _____ ?
 Let's _____ .
 We can _____ .



Let's take him to the village.

3 Values Read the story. What can we learn from it? Tick (✓).

- When things don't work, give up. Why try again and again?
- When things don't work, never give up!
- When things don't work, tell yourself 'I can't do it!'



Helen Keller

Helen Keller is born in 1880 in Alabama, USA. When she is two years old, she has a terrible illness. She can't see and can't hear. Her parents are very sad. They can't speak with Helen any more.


The doctors can't help Helen. In 1887, her parents find her a teacher, Anne Sullivan. She tries to teach Helen the alphabet. This is very difficult for Helen because she can't see or hear.

One day, Anne Sullivan is using her finger to write *water* on Helen's hand. She puts Helen's other hand in a bowl of water. Suddenly Helen understands. On that day she learns 30 words.

The little girl is very clever. She soon learns how to write, and she even learns to speak. Many of the things she wants to learn are very difficult, but she never gives up. Later, she goes to university and spends her life helping other people who cannot see and cannot hear.

CD 1
38

1 Listen and write the missing words. Then say with a friend.



- 1 **Kim:** _____, Daniel?
Daniel: It's my head. It hurts.
Kim: Shall I get you some medicine?
Daniel: No, it's OK. It's not too bad.




- 2 **Tom:** What are you doing, Mary?
Mary: I want this book. It's really good.
Tom: Shall I help you?
Mary: No, thanks. _____

CD 1
39

2 Listen, point and say. Write the words.

I spy with my little eye, something beginning with ...



bike


1 Look, read and write the words. There is one extra word.



lunch



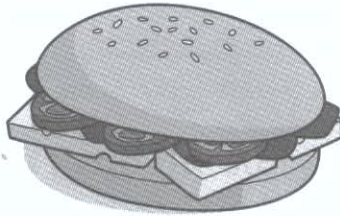
librarian



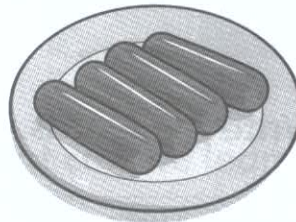
tomatoes



instruments



roll



sausages



Geography

- 1 This person works with books.
- 2 You can make soup from them. They've got lots of vitamins in them. They are red and are very healthy.
- 3 A meal in the middle of the day.
- 4 It's a lesson at school. In it, you learn about other countries and people.
- 5 You need them to play in an orchestra.
- 6 It can have cheese, chicken, vegetables or salad inside.

librarian _____

1  Listen and choose the best answer.



Dinner around the world

1 Teresa is from

A Argentina.

B Algeria.

C Almería.

2 For dinner, Teresa's family eat

A salads and fish.

B salads, vegetables and meat.

C salads, vegetables and fish.

3 In Chuck's family nobody has lunch

A at home.

B at work.

C at school.

4 Chuck and his family talk about

A the weekend.

B the day.

C TV.

5 At the weekend, Carlos has dinner at

A eight o'clock.

B nine o'clock.

C ten o'clock.

6 Carlos likes eating


A beans and chips.

B beans and rice.


C carrots and rice.

2 Remember Activity 1. Write *Carlos*, *Chuck* or *Teresa*.

1



2



3



1 Read and write the words.


food energy tired different weak energy

- 1 We need energy to grow, run and play.
- 2 We get it from the _____ we eat.
- 3 When we are hungry, we feel _____ and _____.
- 4 Animals also get _____ from the food they eat.
- 5 Different animals eat _____ things.

2 Read and write words from Activity 1.

- 1 This box is too heavy for me. I'm feeling very weak today.
- 2 Dan never has breakfast. At ten o'clock he is often _____.
- 3 An apple gives you more _____ than a glass of water.
- 4 You don't get enough energy from your breakfast? Eat something _____.
- 5 If you don't eat _____, you die!

3 Think! Draw arrows to make a food chain.















1 Read and number to make a food chain.

- Lions hunt antelopes. They eat their meat to get energy.
- Antelopes eat leaves from bushes. This is how they get energy.
- Bushes need water and the sun to grow.



2 Think! Match the animals with the habitats.

			
whale	elephant	deer	antelope
			
	ocean	forest	
			
zebra	grasslands		seahorse
			
owl	turtle	woodpecker	

Put the dialogue in order. Then listen and check.

- A: OK, so that's pizza with ham and cheese, onions, peppers and tomatoes.
- A: Let me see. Yes, we've got peppers.
- A: Sorry, we haven't got any mushrooms.
- 1 A: Hello. Can I help you?
- B: That's great. Can I have some tomatoes, too?
- B: I'd like a pizza with ham and cheese, mushrooms and onions, please.
- B: No mushrooms? Have you got any peppers?


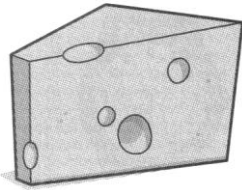

2 Look and write a dialogue. Use language from Activity 1.




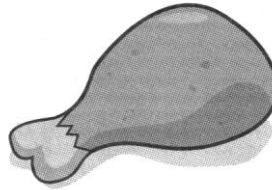
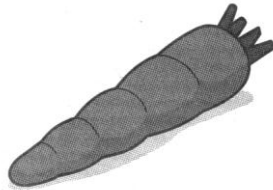

Hello. Can I help you?

1 Think! Which one is different in each group? Look, think and circle.




1







2



3



4



2 Colour the bricks to make sentences. Write in the missing words.

1

Is there _____

make some vegetable

in the fridge.

2

There aren't

any cheese

salad?

3

_____ we

about _____

_____ lemonade.

4

How

_____ carrots

soup?

5

Let's make

a bottle

in my roll?

Daily tasks

1 Find eight actions.

wash up take the dog for a walk sweep dry the dishes cook tidy up feed the dog do the shopping

2 Look and write actions from Activity 1.



dry the dishes





3 Write sentences about yourself.



I like taking the dog for a walk.



I don't like tidying up.


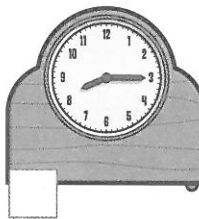




1 ^{CD 1} 47 Listen and tick (✓) the box.



1  

2  

3  

4  

5  

6  

2 Write sentences about yourself. Use the words from the box.

go to school do my homework have breakfast go to bed get up



1 I get up at quarter to seven.



2 _____



3 _____








4 _____



5 _____

1 Remember the song. Look and draw the times.



2 Make the sentences of the chorus.

what / oh / a / day / busy
 much / do / work / to / so
 play / there's / time / no / to
 do / work / much / to / so / !

Oh what a busy day, _____

3 Write a verse for the song about yourself.

I have breakfast at seven o'clock.
 Then I leave the house and run for the bus.
 I start school at quarter to nine,
 And I'm there all day until half past three.

1 Read and write about yourself. Then find people with the same habits.

always usually sometimes never

- 1 I _____ eat pizza on Fridays.
- 2 I _____ watch TV on Saturdays.
- 3 I _____ get up before seven o'clock.
- 4 I _____ walk to school.
- 5 I _____ go swimming at the weekend.



2 Look at the table. Read and write t (true) or f (false).

What we do on Saturdays

Rob	✓✓✓	✓	×	✓
Gillian	✓✓	✓✓✓	✓✓	×

✓✓✓ = always ✓✓ = usually ✓ = sometimes × = never

- 1 Rob sometimes goes to the cinema on Saturdays.
- 2 Gillian usually phones her friends on Saturdays.
- 3 Rob always does his homework on Saturdays.
- 4 Gillian sometimes plays tennis on Saturdays.
- 5 Rob never phones his friends on Saturdays.

t

3 Write three more true sentences about Rob and Gillian.

1 Remember the story. Answer the questions.



- 1 Why does Ben want to look for the letter in the morning?
- 2 What time do Horax and Zelda go home?
- 3 Where does Ben look for the letter first?
- 4 Where does Lucy look for the letter first?
- 5 Who helps Lucy to tidy up?
- 6 Where does Lucy find the letter?
- 7 What is the second letter?

Because he's tired. _____

2 Think! Read and choose the best answer.

- 1 Look at pictures 1 and 3. What's the same about Ben and Zelda?
 A They are angry. B They are tired. C They are hungry.
- 2 Look at pictures 7 and 8. What's the same about Lucy (in picture 7) and Ben (in picture 8)?
 A They are sad. B They are angry. C They are excited.
- 3 Look at pictures 6 and 7. What's different about Lucy?
 A First she is happy, then she is unhappy. B First she is unhappy, then she is excited. C First she is scared, then she is not tired.

1 CD2
04

Listen and write the missing words. Then say with a friend.




Dad: Close your eyes, Molly.
 Molly: Why?
 Dad: _____
 Molly: What is it?
 Dad: OK. Open them.
 Molly: Dad! You're the best!




Mum: _____
 Dan: What's the problem, Mum?
 Mum: Your room! Look at it!
 I want it tidy.
 Dan: But I tidied it last week, Mum.


2 Look and write v, f or ff.



1 f our




2 ___ egetables




3 ___ ruit



4 hea ___ y



5 ___ i ___ teen



6 water ___ all



7 ___ illage




8 di ___ icult

3 CD2
05

Listen and say.

Story time


1 Complete the words.




r _ o _ b _ o _ t




s c _ _ n t _ s t



l _ b _ r _ t _ r y



b _ t t _ n



b _ c k _ t

2 Read and write the words.

wash scientist difficult room robots floor doesn't angry

William is a ⁽¹⁾ scientist . He makes ⁽²⁾ _____ . Arnold is his helper. He ⁽³⁾ _____ like his work because it is too ⁽⁴⁾ _____ .

One day William goes into town. He tells Arnold to clean the ⁽⁵⁾ _____ . Arnold tidies the table and sweeps the ⁽⁶⁾ _____ . He tells the robot to ⁽⁷⁾ _____ the floor. The robot throws buckets of water over the floor.

William comes home. He is ⁽⁸⁾ _____ . Arnold has to clean up.

3

Values

What can we learn from the story? Colour the words.

Never

Always

tell

listen

do

carefully




difficult

come home

.

1 Look at the pictures and tell the story. Use the words from the box.

want to wash up want a robot to help happy drop plates
Stop! arrive angry tidy up







2 Write the story. Use the words from Activity 1 to help you.

One day William goes into town. 'I want you to wash up',
he says.

1 Look and colour the water blue.



2 Think! How can you save water? Look and tick (✓) the correct picture.



1 How can you save water? Read and write the words.

wash shower never waste tap full turn

- 💧 Have a ⁽¹⁾ shower . Showers ⁽²⁾ _____ less water than baths.
- 💧 Always ⁽³⁾ _____ the ⁽⁴⁾ _____ off carefully so that it doesn't drip.
- 💧 Always ⁽⁵⁾ _____ your fruit in a bowl and not under a running tap.
- 💧 ⁽⁶⁾ _____ start a half-full dishwasher. Always wait until it is ⁽⁷⁾ _____ .

2 Make a list of all the ways you use water.

to drink
to have water fights
to flush the toilet
to swim in



3 Keep a water diary for three days.

	Monday	Tuesday	Wednesday
have a shower	✓		✓
have a bath		✓	
flush the toilet	✓✓✓	✓✓✓	✓✓
brush my teeth	✓✓	✓✓	✓✓
drink	✓✓✓✓✓✓✓	✓✓✓✓✓	✓✓✓✓✓✓
wash my hands	✓✓	✓✓✓	✓✓

1 Match the questions with the answers.



- 1 What jobs do you do at home, Stuart? a It's OK.
- 2 Do you sometimes wash up? b I tidy my room and I walk the dog every day. I make breakfast at the weekend.
- 3 What's your favourite job? c Tidying my room. I hate it.
- 4 Do you like cooking? d No, but my dad pays me £5 when I help in the garden.
- 5 What's your least favourite job? e No, I don't. Mum doesn't want me to break her plates.
- 6 Do you get money for helping at home? f Walking the dog. I love it.

2 Read about Stuart. Underline the mistakes. Then write the correct sentences.

Stuart has to tidy his room and feed the dog every day. At the weekend he cooks the dinner. He doesn't have to wash up. His mum doesn't want him to break her plates! His favourite job is cooking. He doesn't like tidying his room. He doesn't get money for helping, but his mum gives him £5 when he washes up.

Stuart has to walk the dog every day.

3 Write about how you help at home.

I have to make my bed every day.

1 Write the words in three groups.

cooking sometimes washing up o'clock quarter past always
usually tidying up quarter to never half past shopping

① cooking

② sometimes

③ o'clock

2 Look at Activity 1. Number the topics to match the groups.

- Daily tasks Time Frequency words

3 Look and draw lines to make sentences.

1 I

get home	after dinner	at	quarter to two.
have breakfast	before lunch	in	four o'clock.
go to bed	from school	on	half past three.

2 She

has breakfast	by	quarter to	six.
gets dressed	in	quarter past	seven.
goes to school	at	half past	eight.

3 You

plays always	tennis	after	school.
always plays	football	before	eight.
always play	the piano	on	breakfast.

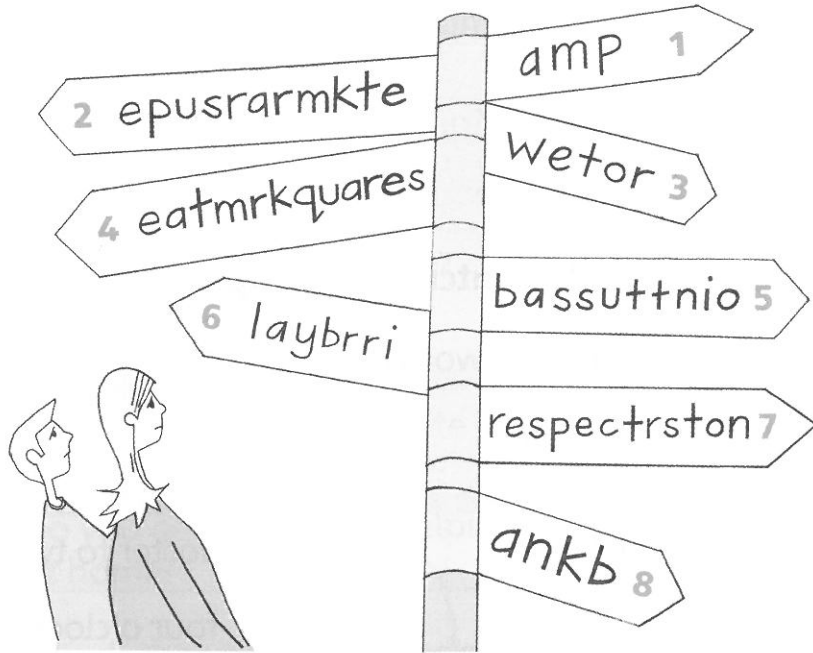
4 He

never	do homework	on	Mondays.
sometimes	does homework	in	Wednesdays.
always	doing homework	out	Sundays.

4


Around town

1 Think! Look at the letters on the signs. Write the words.




- 1 map _____
- 2 _____
- 3 _____
- 4 _____
- 5 _____
- 6 _____
- 7 _____
- 8 _____


2 Look and write the places.



1 library _____



2 t _____




3 b s _____




4 s _____



5 m s _____



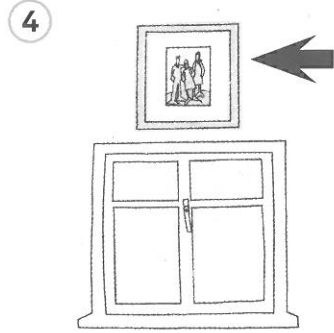
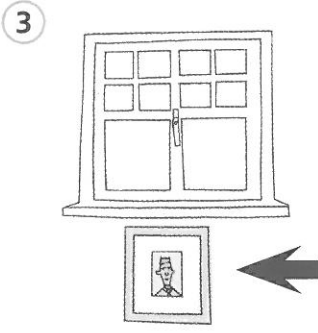


6 b _____



7 s c _____

1 Look and write. Use the words from the box.

below above near opposite



near

2 Look at the picture. Complete the sentences.



- 1 The cinema is opposite the library.
- 2 The tower is _____ the cinema.
- 3 The park is _____ the school.
- 4 The boat is _____ the bridge.
- 5 The sports centre is _____ the café and the cinema.
- 6 The castle is _____ the square.
- 7 The square is _____ the castle.

1 Think! Look at the picture. Read and answer.




Bob is waiting for Linda. He isn't waiting near the map. He isn't waiting below the tree. He isn't waiting behind the music shop and he isn't waiting in front of the music shop.

Where is Bob? _____

2 Look, read and write *t* (true) or *f* (false).



1 There's a tree opposite the house.

 t


2 The pictures are below the bookcase.



3 There's a car near the bank.




4 The tree is between the library and the bank.



5 There's a car in front of the tree.

1 Look, read and write the words.

library square book sports centre listen tennis market




William: Where are you going, Harry?
To the ⁽¹⁾ square ?

Harry: No, I'm not. I'm going to the
⁽²⁾ _____ to buy some apples.




Emma: Oh, Olivia. Where are you going?

Olivia: To a friend's house to
⁽³⁾ _____ to music.



Linda: Hi, Sue. Let's go to the park.

Sue: Sorry, Linda. I'm going to the
⁽⁴⁾ _____ to get a ⁽⁵⁾ _____.



John: Hi, Jeff. Where are you going?

Jeff: I'm going to the ⁽⁶⁾ _____
to play ⁽⁷⁾ _____.

2 Make sentences.

1 friends / I'm / going / to / meet / to / town / my
I'm going to town to meet my friends.

2 the / I'm / going / to / to / some / supermarket / bread / buy

3 place / I'm / to / my / to / play / friend's / computer games / going

4 to / going / to / the / I'm / ride / park / bike / my

1 Remember the story. Write the words.

near going high letter dog

- 1 Lucy and Ben are going to the tower to get the next letter.
- 2 Lucy and Ben have got their _____ with them.
- 3 'Look, the tower's over there, _____ the school.'
- 4 'Lucy! Where are you _____?'
- 5 Lucy and Ben are really _____ on the Pirate Ship.

2 Think! Put the story in order.

- Then Lucy doesn't go to the tower. She goes to the funfair.
- 1 Ben and Lucy know that the tower is near the market square.
- Ben wants to go to the funfair. Lucy says, 'We're going to the tower.'
- Ben and Lucy go on the Pirate Ship. They are above the tower.
- Horax and Zelda are in the tower. It's the wrong place.

3 Values Read the story. What can we learn from it? Tick (✓).

It's always good to do the same thing.

It's good to try out new ideas.

Never listen to others.

Emma: Tomorrow is Dad's birthday. What can we give him?

Tom: We always buy a CD for him. He loves music.

Emma: What about something different?

Tom: Have you got an idea?


Emma: Yes, I have. Let's buy a T-shirt. There's a shop in the square. They can print a photo on the T-shirt.

Tom: Great! We can print 'Dad, we love you' on it, too.

The next day ...

Emma/Tom: Happy birthday, Dad!

Dad: What a wonderful present! Thank you.



1 CD2
18

Listen and write the missing words. Then say with a friend.



Ben: I want to stay.
Mum: Sorry. _____
_____ .
Ben: It's not fair.
Mum: We have to go home now.



Sue: An owl!
Aaron: Where? I can't see anything.
Sue: _____ , _____
_____ . Above your head.
Aaron: Oh yeah. Wow! It's beautiful.


2 CD2
19

Listen and write.

How do you spell ... ?




1 r a i n




2 _____



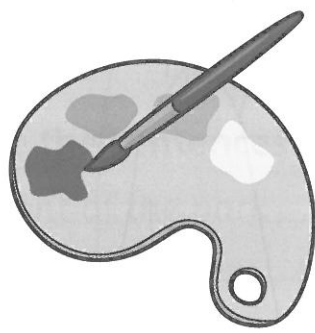
3 _____



4 _____



5 _____



6 _____



7 _____

3 CD2
20


Listen and say.

Listen and draw lines.

Olivia

William

Christine




Hannah

Ben

Mike

1 Think! Look, read and write the names.



Mary's house is in the park, near the pond. Alice's house is opposite Lucy's house, in front of the park. Mike lives below Ben, near the park. Tom lives above Ben. Lucy's house is between Heather's house and John's house. Ed lives near the bus stop.

2 Look at Activity 1. Complete the sentences.

- 1 Anne lives *next to Sam, in front of the park* _____ .
- 2 Chris lives _____ .
- 3 John lives _____ .
- 4 Ben lives _____ .
- 5 Heather lives _____ .

1 Look and write the words.

north south east west



2 Look and write *north*, *south*, *east* or *west*.




- 1 Venezuela is north of Argentina.
- 2 Chile is _____ of Argentina.
- 3 Brazil is _____ of Ecuador.
- 4 Argentina is _____ of Bolivia.
- 5 Peru is _____ of Brazil.

3 **Think!** Look at the map. Read and write the city.

This capital is east of Lima, south of Bogotá, west of Brasília and north of Buenos Aires. It is north and west of Asunción.

The city is _____ .


1 Look at the map. Read and write *t* (true) or *f* (false).



- 1 Crab Mountain is north of the cave.
- 2 The old tree is north and west of the big boat.
- 3 The small boat is east of the big boat.
- 4 The old tree is west of the pirate's house.
- 5 The pirate's house is east of the cave.

f

2 **Think!** Where's the treasure? Read and draw it on the map in Activity 1.



The treasure is south and east of the cave.
 It's north and east of Crab Mountain.
 It's north of the small boat and west of the old tree.

3 Look at the map again and write. Use the words from the box.

north-west ~~north-east~~ south-east south-west

- 1 The pirate's house is north - east of the pirate.
- 2 The crocodiles are _____ - _____ of the pirate.
- 3 Crab Mountain is _____ - _____ of the pirate.
- 4 The cave is _____ - _____ of the pirate.

Put the dialogue in order. Then listen and check.


- B: Yes, of course.
- B: It's next to the bank.
- A: Thank you. That's very kind.
- B: The bus station is opposite the library.
- 1 A: Excuse me. Can you help me, please?
- A: Where's the bus station?
- B: You're welcome!
- A: OK. And where's the library?

2 Look and write a dialogue. Use language from Activity 1.



Excuse me. Can you help me, please?

1 Think! Which one is different in each group? Look, think and circle.



- | | | | | |
|---|----------|-------------|----------|---------------|
| 1 | map | bus station | square | supermarket |
| 2 | below | bank | opposite | above |
| 3 | north | south | near | west |
| 4 | China | Chile | Peru | Brazil |
| 5 | treasure | pirate | map | sports centre |


2 Colour the bricks to make sentences. Write in the missing words.

1	I'm going	café to get	to get a book.
2	We're going to	to the sports centre to	park.
3	He's _____ to the	the _____	_____ bus station.
4	The museum _____	opposite the	a sandwich.
5	The café	is near	<u>play</u> tennis.


5

Under the sea


1 Look and write the words.




seahorse _____




t _____




s _____




o _____




a _____



s _____



d _____



s _____

2 Read and write words from Activity 1.

- 1 It has a hard shell.
- 2 It has eight arms.
- 3 A boat has one of these.
- 4 An animal lives inside this.

turtle _____

3 Read and write the words.

follow love sure clever
worry anywhere


Dad: Where's our boat? I can't see it ⁽¹⁾ anywhere.

Angela: Wow! Look, a dolphin!
I ⁽²⁾ _____ dolphins!

Dad: Yes, they are beautiful ...
and very ⁽³⁾ _____. Let's ⁽⁴⁾ _____ it!


Angela: Are you ⁽⁵⁾ _____?

Dad: Yes. Don't ⁽⁶⁾ _____. I think the dolphin is looking after us.



1 Read and circle.

- 1 There was / were a turtle in the sea.
- 2 Baijis was / were river dolphins.
- 3 Great auks was / were sea birds.
- 4 There was / were a starfish on the beach.
- 5 The seahorse was / were very small.



2 Write was or were.

- 1 The birds were very beautiful.
- 2 The anchor _____ very heavy.
- 3 The water of the lake _____ green.
- 4 There _____ small turtles in the lake.
- 5 The old school _____ next to the park.
- 6 There _____ lots of people in the street.


3 Look and complete the sentences.





- 1 A long time ago there was a house on the hill _____.
- 2 A long time ago there _____.
- 3 A long time _____.
- 4 A long _____.
- 5 A _____.
- 6 _____.

1 Read Simon's new verses. Look and write the rhyming words.



There were three fish near the ⁽¹⁾ door ,
Open it up and in come more.



There was a big fish in my ⁽²⁾ _____ ,
And three more under Grandma's ⁽³⁾ _____ .





There was a shark from our ⁽⁴⁾ _____ ,
All red and yellow and green and blue.



There was a big fish in the ⁽⁵⁾ _____ ,
It wasn't blue, it was red .

There was a fish in Grandma's ⁽⁶⁾ _____ .
Oh, get it! Quick! There is the ⁽⁷⁾ _____ !



There were four fish in a ⁽⁸⁾ _____ ,
Climb up and bring them back to me!

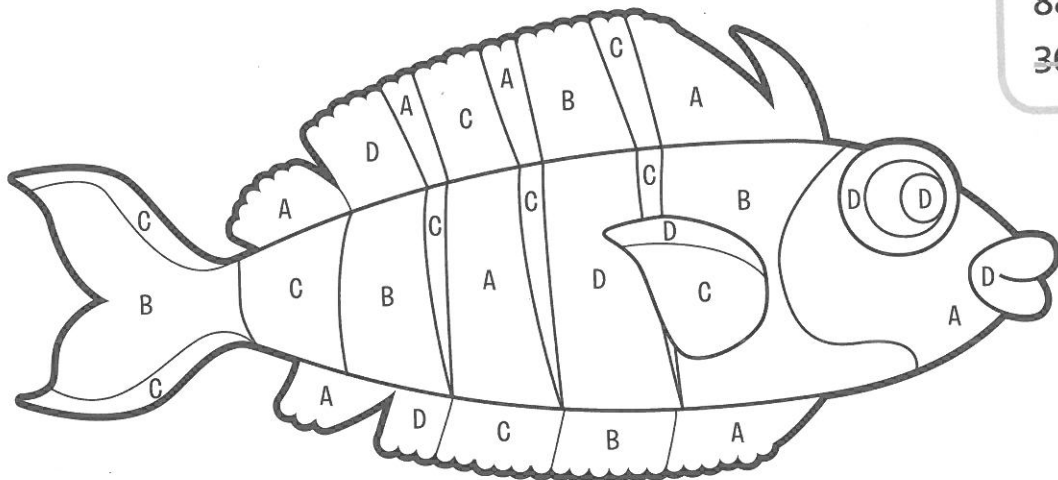
2 **Think!** Read, think and colour.

Do the sums. Then match the answers to the colours and colour the fish.

- | | | | | |
|---|-----------------|-----------|----------|---------------|
| A | $6 \times 6 =$ | <u>36</u> | colour = | <u>orange</u> |
| B | $1 - 1 =$ | _____ | colour = | _____ |
| C | $777 - 700 =$ | _____ | colour = | _____ |
| D | $8 \times 11 =$ | _____ | colour = | _____ |

Colour code

- | | | |
|----|---|--------|
| 77 | = | blue |
| 0 | = | yellow |
| 88 | = | black |
| 36 | = | orange |



1 Make questions.


- 1 the / was / heavy / bag / ?
Was the bag heavy? _____
- 2 with / were / you / John / ?

- 3 at / where / were / five o'clock / you / ?

- 4 fish / there / in the river / lots / of / were / ?

- 5 helping / was / her grandmother / in the garden / Emma / ?

2 Look and write questions or answers.



- 1 Was Max at the beach at six o'clock?
- 2 _____
- 3 Were George and Harry in the park at quarter to five?
- 4 _____
- 5 Was Lucas in the square at half past four?
- 6 _____

Yes, he was.
 No, she wasn't.

 Yes, they were.

 Yes, they were.

1 Remember the story. Read and write *t* (true) or *f* (false).



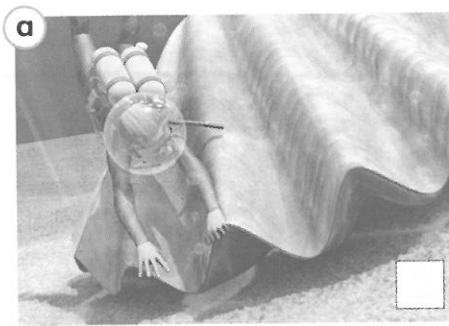
- 1 The next letter is in the giant shell.
- 2 Lucy can't get her arm out of the giant shell.
- 3 The shark was in Horax's cage.
- 4 The shark likes Horax and Zelda.
- 5 The octopus can't help the children.
- 6 The fish make the letter S.

f

2 Think! Put the story in order.


- Finally the children look at the fish and see the letter S.
- They see Horax and Zelda and the shark.
- 1 First Lucy and Ben dive down to a giant shell.
- Ben can't see a letter in the shell.
- The octopus helps Ben to get his arm out.
- Zelda says 'We just want the book.'
- The shark doesn't get the children. It follows Horax and Zelda.
- Then Ben can't get his arm out of the shell.

3 Think! Which picture in the story? Look and number.



1 CD2
35

Listen and write the missing words. Then say with a friend.



John: Why is that dog barking?

Sue: _____

John: Me? Don't be silly! All dogs like me.

Sue: Well, I'm not sure about this one.


Ingrid: What's the matter, Oliver?

Oliver: It's this box. _____


Ingrid: Here, let me try. There you are. It was easy.

Oliver: Wow! You're strong.

2 Look and write *sh*, *s* or *c*.




1 sh ell



2 _ ark




3 _ ea




4 _ ip



5 _ wim




6 fi _



7 octopu _



8 _ eahor _ e



9 _ tarfi _



10 Lu _ y

3 CD2
36

Listen and say.

Listen and write.



FACTSHEET

Who?

Christine and Ryan

Where do they live?

What do they find?

Where?

Colour of bird:

Favourite food:

How many birds are there a year later?

2 Values What can we learn from the story? Colour the words.

It's

We're

interesting

important

to

care for

hunt for

treasure




nets

nature

.

1 Look at the pictures and tell the story. Use the words from the box.

Sophie and Tom island find turtle net take off carry swim away say goodbye




2 Write the story. Use the words from Activity 1 to help you.

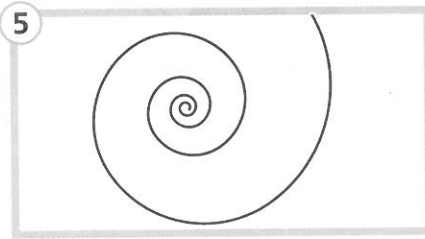

Sophie and Tom live on an island. One day ...

1 Look and write the words.

spiral horizontal stripes vertical stripes spots diagonal stripes


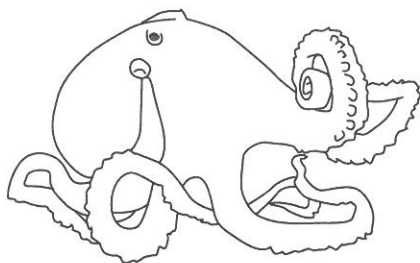
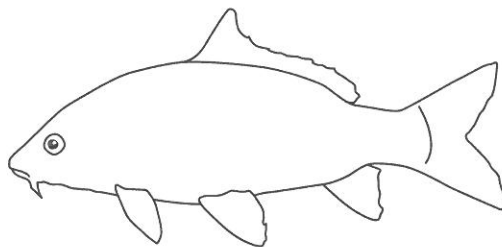


vertical stripes

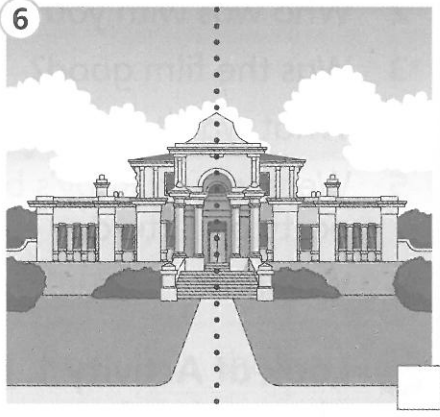

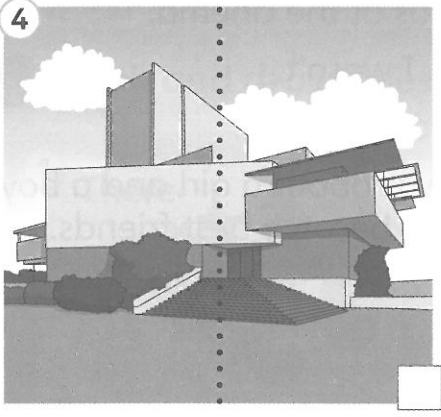
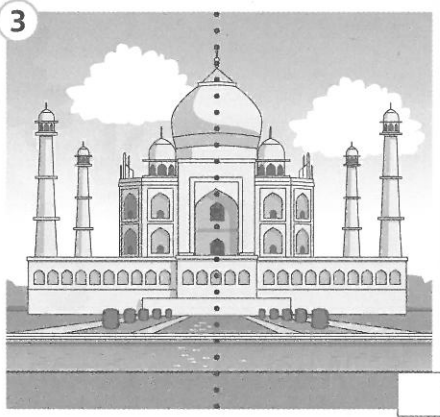
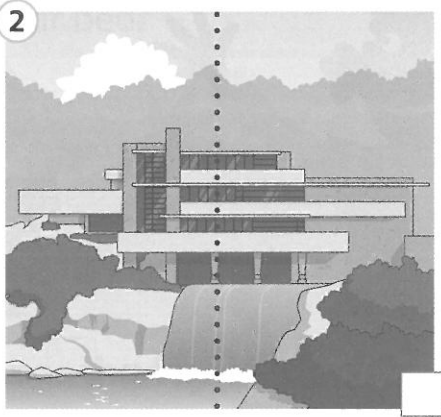
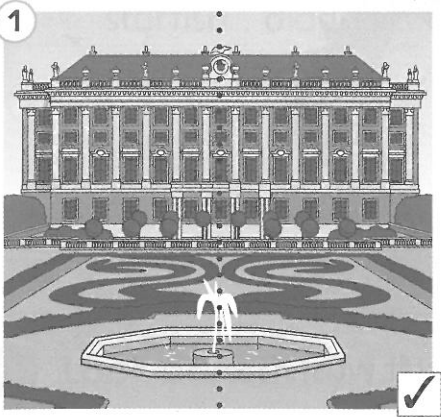


2 Read and draw.

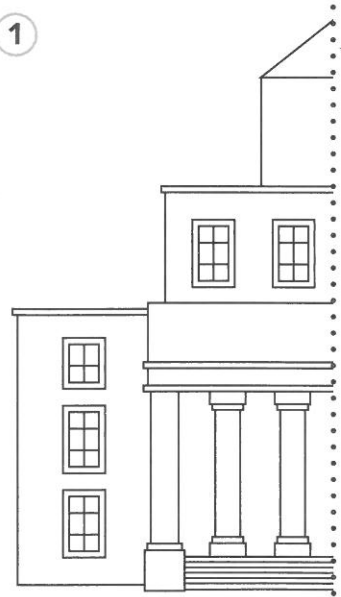
The small fish has vertical stripes. The big fish has horizontal stripes.
The octopus has spots and the starfish has diagonal stripes.
Draw a spiral on the shell.



1 Think! Which are symmetrical? Look and tick (✓).



2 Draw the missing halves of the pictures. Make picture 1 symmetrical. Make picture 2 asymmetrical.



1 Match the questions with the answers.



- 1 Where were you on Saturday afternoon, Charlotte?
- 2 Who was with you?
- 3 Was the film good?
- 4 What was it about?
- 5 Were you at Ruby's birthday party on Saturday evening?
- 6 Why not?

- a Yes, it was.
- b I was at the cinema.
- c No, I wasn't.
- d I was too tired.
- e It was about a girl and a boy. They become best friends.
- f My dad.

2 Look at Activity 1. Underline the mistakes. Then write the correct sentences.

On Saturday morning Charlotte was at the cinema. She was with her mum. The film wasn't very good. It was about two girls. They become best friends. In the evening Charlotte was at Ruby's birthday party.

On Saturday afternoon Charlotte was at the cinema.

3 Write about your Saturday afternoon.

On Saturday afternoon I was at the park. I was with my friends.

1 Write the words in three groups.

seahorse seal vertical horizontal octopus dolphin
starfish diagonal polar bear

1 seahorse _____





2 seal _____

3 vertical _____

2 Look at Activity 1. Number the topics to match the groups.

- Types of stripes Fish Mammals

3 Look and draw lines to make sentences.

<p>1</p> 	There	was	many seahorses	at	the sea.
		were	many octopuses	in	the garden.
		weren't	many starfish	on	the bath.
<p>2</p> 	The	owl	was	in	the school.
		puffin	were	next to	a net.
		lion	wasn't	opposite	the beach.
<p>3</p> 	Where	was	it	at	four o'clock?
		am	she	in	half past three?
		are	they	by	quarter to four?
<p>4</p> 	Where	are	my bag?	Under	the net.
		were	my bags?	On	the table.
		was	my table?	Next to	the sofa.

- 1 Think! Look at the shop window. Read and write the prices.



- 1 A: Hello. Can I help you?
B: Yes, I'd like a laptop, please.
A: That's £325.
- 2 A: Hello. Can I help you?
B: Yes, I'd like an mp3 player and some walkie-talkies, please.
A: That's £_____.
- 3 A: Hello. Can I help you?
B: Yes, I'd like a games console, please.
A: That's £_____.
- 4 A: Hello. Can I help you?
B: Yes, I'd like an electric fan and a CD player, please.
A: That's £_____.
- 5 A: Hello. Can I help you?
B: Yes, I'd like a torch and an electric toothbrush, please.
A: That's £_____.

- 2 Look at Activity 1. Write the words.

PRICE LIST

The ⁽¹⁾ games console is £200.

The ⁽²⁾ _____ is £22.

The ⁽³⁾ _____ are £25.

The ⁽⁴⁾ _____ is £12.

The ⁽⁵⁾ _____ is £90.


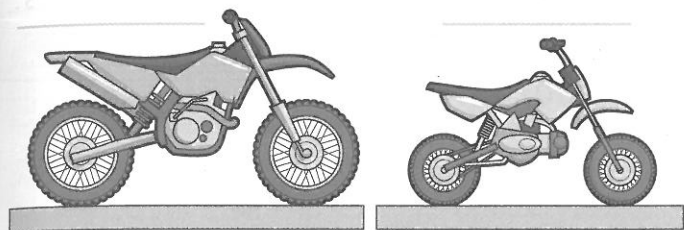
The ⁽⁶⁾ _____ is £8.

The ⁽⁷⁾ _____ is £45.

The ⁽⁸⁾ _____ is £325.

The ⁽⁹⁾ _____ is £35.

1 Read and write the names of the motorbikes.




The MX8 is bigger than the MX7.

The GT4 is more expensive than the GT3.

2 Read and write the words.

cheaper than expensive
smaller than bigger

- 1 The Delta is cheaper than the Omega.
- 2 The Omega is _____ than the Delta.
- 3 The Delta is _____ the Omega.
- 4 The Omega is more _____ than the Delta.



3 Look and write about the dogs.



Lucky is smaller than Alf.

1 Remember the song. Correct the sentences.

- 1 Tom's bike is smaller than Sue's.
- 2 Tom's bike is cheaper than Sue's.
- 3 Sue's bike is faster than Tom's.
- 4 Sue's bike is lighter than Tom's.
- 5 Sue's bike is newer than Tom's.
- 6 Sue's bike is more beautiful than Tom's.

Tom's bike is bigger than Sue's.

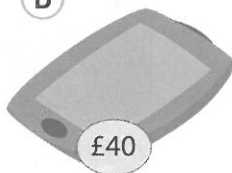
2 Read and write the children's names.

1 Tom's phone is cheaper than Sue's.

a



b



2 Sue's laptop is bigger than Tom's.

a



b



3 Tom's dog is smaller than Sue's.

a



b



4 Sue's go-kart is slower than Tom's.

a



b



3 Complete the dialogues with your own ideas.

1 Tom: My phone is lighter than yours.

Sue: But my phone is more expensive than yours.

2 Tom: My laptop is smaller than yours.

Sue: But _____.

3 Tom: My dog is smaller than yours.

Sue: But _____.

4 Tom: My go-kart is faster than yours.

Sue: But _____.

1 Look, read and write *t* (true) or *f* (false).


	price	weight	size
 Turbo 10	£14	200g	15cm
 Turbo 15	£22	225g	18cm
 Turbo 18	£30	175g	12cm

- 1 The Turbo 10 is the most expensive. *f*
- 2 The Turbo 15 is more expensive than the Turbo 18.
- 3 The Turbo 18 is the cheapest.
- 4 The Turbo 18 is smaller than the Turbo 15.
- 5 The Turbo 15 is the biggest.
- 6 The Turbo 10 is the lightest.

2 Look at Activity 1. Write sentences.

- 1 cheap The Turbo 10 is the cheapest.
- 2 small _____
- 3 light _____
- 4 expensive _____

3 Use the Internet and write names or places.




- 1 the world's oldest woman _____
- 2 the world's most expensive car _____
- 3 the world's biggest swimming pool _____
- 4 the world's lightest bird _____

1 Think! Remember the story. Read and choose the best answer.

- 1 In picture 1, what does Ben mean when he says 'Somewhere down there ...'?
 A A place below a tree. B A place under a stone. C A place in the caves.
- 2 In picture 3, why does Ben say 'The torch was a good idea.'?
 A Because he's scared of the dark. B Because it's dark in the cave. C Because a torch is his favourite gadget.
- 3 In picture 6, how does Lucy know Horax and Zelda are coming?
 A Buster sees them. B She sees them. C Ben tells her.
- 4 Who makes the scary noise?
 A Horax and Zelda. B Buster. C Ben.

2 Values Read the story. What can we learn from it? Tick (✓).

- Always ask your parents for help with ideas.
- Use your imagination.
- Giving is better than taking.



Jake: Oh, no. There isn't any paper for me. **Nicole:** Don't worry. I've got an idea.



Jake: Thanks, Nicole. It looks great. **Dad:** Where's the front page of my paper?

1 ^{CD3}₀₃ Listen and write the missing words. Then say with a friend.



Burglar 1: I'm going in.
Burglar 2: Hurry up. Don't be too long.
Burglar 1: I won't. _____

Burglar 2: OK. Don't worry.
Policeman: Hello, gentlemen. Can I help you?



Explorer 1: Oh dear. We've got a problem.
Explorer 2: Don't worry. _____

Explorer 1: What is it?
Explorer 2: Run!

2 Write the words in the table.


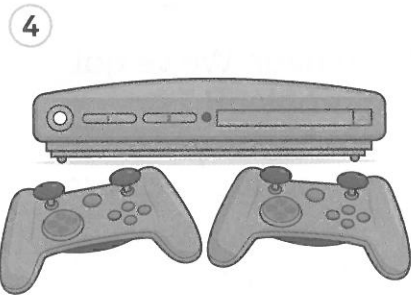
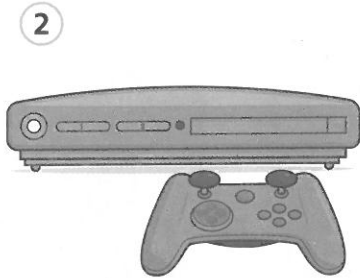
phone use Irene game nine cheese computer
 code rain light coat time play really music

say	see	five	go	you
_____	Irene	_____	_____	_____
_____	_____	_____	_____	_____
_____	_____	_____	_____	_____

3 ^{CD3}₀₄ Listen, say and check your answers.

Listen and write the names under the pictures.
There are three extra pictures.

Jenny Tim Olivia



Jenny

2 Read and write the words.

small beautiful favourite bigger birthday everywhere

My ⁽¹⁾ favourite gadget is my bike. It was my ⁽²⁾ _____ present last year.
My old bike was very ⁽³⁾ _____. This bike is ⁽⁴⁾ _____. It's black.
It's the most ⁽⁵⁾ _____ bike in the world. I go ⁽⁶⁾ _____ on my bike.

3 Write about your favourite gadget. Think about these questions:

- What is it?
- Was it a present? From who?
- What is it like?
- What do you use it for?

My favourite gadget is my mp3 player. It was a present from my brother.

1 Look, read and write *t* (true) or *f* (false).



- 1 The biggest boy is talking on his mobile phone.
- 2 There are lots of flowers in the garden.
- 3 There are five balls in the garden.
- 4 It's raining.
- 5 The boy in the white T-shirt is smaller than the boy in the black T-shirt.
- 6 There is a bicycle in front of a tree.
- 7 The boys in grey T-shirts have got torches.
- 8 The boy in the white T-shirt is listening to an mp3 player.

t

1 Look, read and number the pictures.

I use numbers when ...

1 I do my Maths homework.

2 I play card games.

3 I count my money.

4 I go shopping.



2 When do you use numbers? Make a list.

	When I do Maths at school.
	When I play tennis.
	When I

3 Correct the sentences.

1 The numbers we use today are called Roman Numerals.


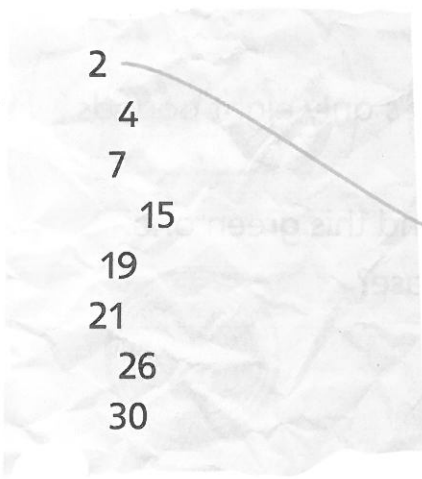
2 Leonardo Pisano Fibonacci was a German professor of Maths.

3 Leonardo Pisano Fibonacci was in South Africa.


4 The numbers in Italy were easier to use than the numbers in North Africa.

5 We can't see Roman Numerals today.

1 Match the Roman Numerals with the numbers.



2 Think! Write the Roman Numerals and colour.



- 3 = III = yellow
- 9 = _____ = red
- 11 = _____ = blue
- 14 = _____ = green
- 18 = _____ = black
- 24 = _____ = orange

3 Write the missing numbers in the Fibonacci Sequence.

0 / 1 / 1 / 2 / _____ / 5 / 8 / 13 / _____ / 34 / 55 / 89

Put the dialogue in order. Then listen and check.

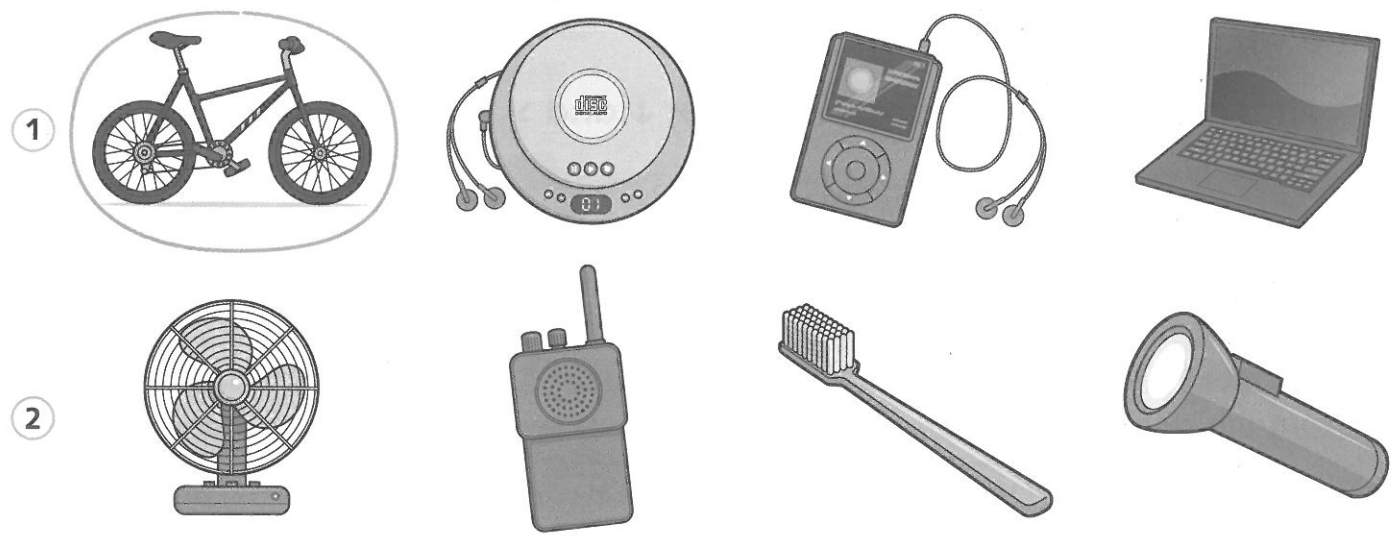
- B: Yes, have you got any torches?
- 1 A: Good morning. Can I help you?
- A: It's 14 pounds. The blue one is cheaper. It's only eight pounds.
- B: How much is the green one?
- A: Yes, we have. We've got this blue torch and this green one.
- B: That's great. Can I buy the blue one, please?
- A: Of course!
- B: Thank you.

2 Look and write a dialogue. Use language from Activity 1.



Good morning. Can I help you?

1 Which one is different in each group? Look, think and circle.



3 1 8 VII 11

4 7 VI X XI

2 Colour the bricks to make sentences. Write in the missing words.

1	I'm	tallest	than the watch.
2	The torch	older <u>than</u>	faster _____ mine.
3	Mike's	beautiful dog	_____ in our class.
4	Jack is the	bike is	in the world.
5	It's the _____	is _____ expensive	my brother.

7

In the hospital

1 Find and write eight words. Look →, ↓ and ↘.



stomach-ache



s	t	o	m	a	c	h	a	c	h	e
c	o	o	a	p	p	e	a	s	e	a
r	o	l	s	d	s	a	i	k	a	r
t	t	l	k	o	l	d	e	r	r	a
p	h	t	d	c	w	a	s	a	c	c
n	a	u	e	t	f	c	o	u	g	h
a	c	h	e	o	r	h	l	o	y	e
m	h	n	u	r	s	e	e	d	m	i
h	e	a	y	t	o	o	l	b	a	k



2 Think! Remember the story. Read and match.

1 Ben gets a message.

2 He is in hospital.

3 The children go to the hospital.

4 Ben and Lucy take the lift.

- a A nurse says Ben's grandfather is in room 209, upstairs.
- b A doctor shows them the room.
- c It says his grandfather is ill.
- d Ben wants to visit him.

1 Write the words.

- 1 play played
- 2 jump _____
- 3 look at _____
- 4 smile _____
- 5 land _____
- 6 shout _____

- 7 walk _____
- 8 listen to _____
- 9 visit _____
- 10 phone _____
- 11 watch _____
- 12 be _____

2 Read and write the words. Change the words to talk about yesterday.

shout be visit be listen look smile



Yesterday, my friend and I ⁽¹⁾ were in the park. Suddenly there was this black dog. Jonathan ⁽²⁾ _____ at its eyes. 'Go away!' he ⁽³⁾ _____.



On Sunday, Sue ⁽⁴⁾ _____ her grandma. Grandma ⁽⁵⁾ _____ very happy with the flowers and the cake. She ⁽⁶⁾ _____ a lot. Sue and her grandma ⁽⁷⁾ _____ to a piano concert together.

3 Look and write the story. Change the words to talk about Sunday.

watch shout jump be



On Sunday, I watched a football game with my dad.


1 Remember the song. Look at the pictures and correct the mistakes.




No! He played football with a flea.



No! _____



No! _____



No! _____

2 Read Natalie and Sam's new verses. Put the lines in order.

Natalie

- It was my dad's favourite CD,
- But I shouted 'Oh no!'
- Some songs – all old and slow.
- 1 On Thursday night I listened to

Sam

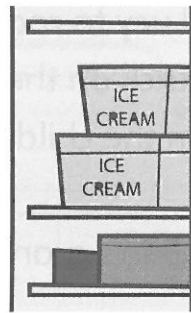




- We wanted to play a game.
- My grandma, Mary Jane.
- On Friday night I visited
- We watched a film, it was so bad



1 Look at the letters. Complete the table.

kwæ pu	wake up	woke up
eelf		
asy		
og		
veig		
vhae		

2 Complete the story. Use words from Activity 1.



- 1 Last Saturday, Joe Freeze, the small ice cream monster woke up at half past eight.
- 2 _____ a terrible headache.
- 3 _____ into his father's bedroom.
- 4 His father _____ a pill.
- 5 Then Joe _____, ' _____ ?'
- 6 'Of course', _____.

1 Remember the story. Write sentences.

1 Lucy and Ben / go / hospital

Lucy and Ben went to the hospital.

2 They / go / room 209

3 They / find / Horax, not / Ben / grandfather

4 It / be / trick

5 Horax / shout / want / book / want / letters

6 At that moment / doctor / come in

7 Ben / Lucy / say / goodbye / and / go / out / room

2 Read and write *t* (true) or *f* (false).

1 The doctor takes Ben and Lucy to room 209.

t

2 Ben's grandfather plays a trick on the children.

3 Horax wants the book from the children.

4 Lucy gives Horax the book.

5 The doctor thinks Horax is Ben's grandfather.

3 How is Ben feeling? Look, read and number the pictures.

1 He's happy.

2 He's scared.

3 He's surprised.



1 CD3
19

Listen and write the missing words. Then say with a friend.

**Man:** Oh dear. What happened to you?**Jake:** I fell off my bike.**Man:** _____ ?**Jake:** I'm fine, but my bike isn't!**Fred:** I want to play.**Katie:** I'm busy. Can't you see?**Fred:** But I'm bored. Please play with me.**Katie:** _____ !2 CD3
20

Listen and write the words in the table.

liked played jumped landed shouted
smiled wanted listened looked

walked /t/	phoned /d/	hated /id/
liked	_____	_____
_____	_____	_____
_____	_____	_____

3 CD3
21

Listen, say and check your answers.

1 CD 3
23

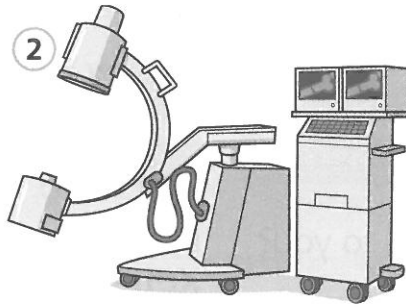
Who is speaking? Read and write *S* (Sophia) or *d* (doctor). Then listen and check.

- 1 We have to X-ray your knee.
- 2 I want to play football with my friends tomorrow.
- 3 Can we go home now, Dad?
- 4 There's a problem with your knee.


2 Look and write.



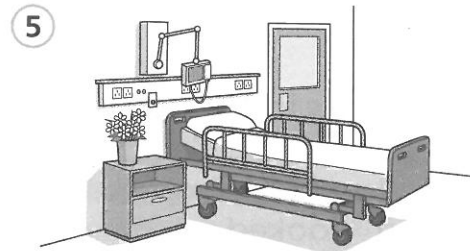
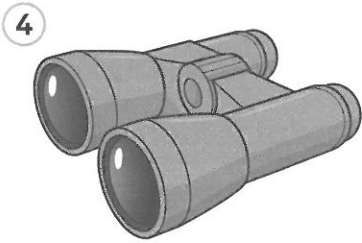
mobile phone



machine



computer



hospital

3 Values What can we learn from the story? Colour the words.

Find

Play

things

to do

to listen

when

I

you


is

are

bored

watching

- 1 **Think!** Read and choose the best answer. Sophia is talking to the doctor.



- 1 **Doctor:** Hello, Sophia. How are you?
Sophia: A I'm not very well this morning.
 B I'm watching a film.
 C I'm Claire's sister.
- 2 **Doctor:** What's the matter? Have you got a stomach-ache?
Sophia: A No, thank you. I don't want one.
 B No, I've got a headache.
 C Yes, thank you.
- 3 **Doctor:** Would you like a cup of tea?
Sophia: A Yes, I had some tea this morning.
 B No, thanks. I'd like some orange juice.
 C Well, I like hamburgers a lot.
- 4 **Doctor:** Do you want a comic?
Sophia: A Yes, please.
 B OK, it is.
 C Yes, I had.
- 5 **Doctor:** Can I give you a pill for your headache?
Sophia: A He can give me one.
 B I can give you one.
 C Yes, I'd like that. Thanks.

1 Look and write the words.

fever high temperature virus thermometer

1



high temperature

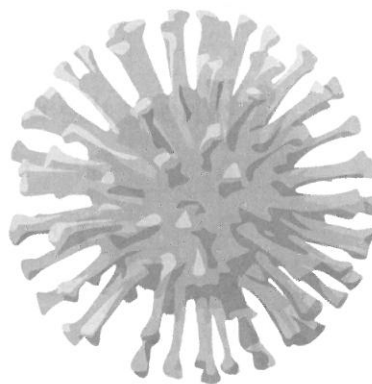
2



3



4



2 Read and match.

1 Viruses

2 High temperature

3 38°C

4 42°C

5 37°C

- a This tells us that we are sick.
- b This is perfect body temperature.
- c 1 These make us sick.
- d This is the start of a fever.
- e This is a dangerous temperature.

1 Think! Look, read and tick (✓) the correct picture.

What to do when you have a fever


1 a b

2 a b

3 a b

4 a b

2 Think! These children are ill. Who gives the doctor the best information? Read and tick (✓).




You have to give me some pills. I've got a headache and a fever. I need some blue pills and some pink pills. I feel very hot. I should drink some cold orange juice.



Sandra

37°C is the perfect temperature to make us feel good. But sometimes viruses get into the body. This is what is happening with me.



Lisa

When I got home from school yesterday, I had a terrible headache. Now my temperature is 39°C. I feel very hot and weak. I'm also very thirsty.



George

1 Read the questions and write *d* (doctor) or *p* (patient).

- 1 What's the matter?
- 2 Have you got a fever?
- 3 Have you got any other pains?
- 4 I want to drink some cold orange juice. Is that OK?
- 5 What have I got?

 d




2 Read the answers and write *d* (doctor) or *p* (patient). Then match them with the questions in Activity 1.

- a Yes, but it's not too high. It's 37.9°C.
- b I have a pain in my stomach.
- c Don't worry. It's nothing dangerous. But you have to rest.
- d No, just the stomach-ache.
- e You have to drink a lot, but you can't drink anything cold.

 p

3 Look and write a dialogue. Use language from Activities 1 and 2.



What's the matter?

1 Write the words in three groups.

stomach-ache play smile have cough visit toothache
say feel cold watch go

1 stomach-ache _____


2 play _____


3 have _____


2 Look at Activity 1. Number the topics to match the groups.


- Health and illness Non -ed verbs -ed verbs

3 Look and draw lines to make sentences.

<p>1 I</p> 	plays	football	at school	with my sister.
	played	tennis	in the park	with my brother.
	playing	volleyball	on the beach	with my friends.

<p>2 She</p> 	waking up	at	three o'clock	this morning.
	woke up	on	five o'clock	this night.
	wake up	in	six o'clock	this evening.

<p>3 They</p> 	giving me	a bike	for	his birthday.
	give me	a scooter	because	their birthday.
	gave me	a skateboard	by	my birthday.

<p>4 She</p> 	feeling ill	if she	go to	the doctor's.
	felt ill	so she	goed to	bed.
	feels ill	because she	went to	school.


1 Match and write the countries.

1 Aust	zil	<u>Australia</u>
2 Eg	ico	_____
3 Mex	tina	_____
4 Chin	ain	_____
5 Sp	ralia	_____
6 Bra	ypt	_____
7 Argen	ey	_____
8 Chi	ia	_____
9 Ind	a	_____
10 Turk	le	_____

2 Look and write countries from Activity 1.



Brazil



3 Read and write the words.

visit country change choose tickets are

Ben: Two ⁽¹⁾ tickets for the park, please.

Assistant: That's £4.

Lucy: Here you ⁽²⁾ : £5.

Assistant: Thank you. Your tickets and your ⁽³⁾ .

Lucy: Come on, Ben. Which ⁽⁴⁾ do you want to ⁽⁵⁾ first?

Ben: I don't know. It's so difficult to ⁽⁶⁾ .

1 Find seven words. Change the words to talk about today.


w	e	n	t	r
f	e	l	t	o
x	s	a	i	d
g	a	v	e	e
s	w	a	t	e

go _____

2 Read and circle.

- 1 We went to the beach but we **not go** / **didn't go** swimming.
- 2 We rode an elephant in the zoo but we **didn't** / **don't** ride a horse.
- 3 I saw Bill at the birthday party but I **doesn't** / **didn't** see Harry.
- 4 They gave the horse an apple but they **not gave** / **didn't give** him any sweets.
- 5 She said a lot but she **isn't say** / **didn't say** her name.
- 6 He ate all the chocolates but he **didn't eat** / **not ate** the ice cream.

3 Complete the sentences.



- 1 Lucas went to the swimming pool but he didn't swim.
- 2 Ruby saw lots of elephants but _____.
- 3 Charlie played football in the park but _____.
- 4 Ella ate lots of oranges but _____.
- 5 Jack watched TV but _____.
- 6 Grace went to Spain but _____.

1 Remember the song. Read and write *t* (true) or *f* (false).

1 Suzie went to Spain.

2 She went by train.

3 Paula went by ship.

4 Danny went to Mexico.

5 He went by plane.

6 Ben and Billy went by bus.

2 Think! Read and write the numbers.



Jack, John and Joseph are brothers. They want to visit their grandparents. Their grandparents live in a small town 240km away.

Jack takes the train. It's a very fast train. It travels at 120km an hour. Jack leaves the station at three o'clock in the afternoon.

John goes by bus. The bus is not so fast. It travels at 80km an hour. John leaves the bus stop at 12 o'clock in the afternoon.

Joseph rides his bike. He travels at 30km an hour. Joseph leaves the house at eight o'clock in the morning.

Jack's train travels 120 km every hour. $240 \div 120 =$ _____

Jack leaves at three o'clock in the afternoon. He arrives at _____ o'clock.

John's bus travels _____ km every hour. $240 \div 80 =$ _____

John leaves at 12 o'clock in the afternoon. He arrives at _____ o'clock.

3 Look at Activity 2. Answer the questions.

1 What time does Joseph arrive? _____

2 Who arrives at their grandparents' house first? _____

1 Make questions.

- 1 did / in / holidays / where / go / you / the / ?
Where did you go in the holidays? _____
- 2 you / fun / have / there / did / ?

- 3 Mexico / long / did / stay / how / you / in / ?

- 4 where / stay / did / you / ?

- 5 go / did / museum / you / a / there / to / ?

- 6 buy / me / a / you / did / present / ?

2 Look and write answers. 😊 = yes ☹️ = no



- 1 Did you go shopping in London? 😊 Yes, I did. _____
- 2 Did he see the pyramids? ☹️ _____
- 3 Did she send lots of postcards? ☹️ _____
- 4 Did they have a good time? 😊 _____
- 5 Did you go to the zoo? ☹️ _____
- 6 Did they eat lots of pizza? 😊 _____

1 Think! Remember the story. Put the sentences in order.

- 2 Then they look at the Great Wall of China.
- 3 After that they look at the opera house in Sydney.
- 1 They want to look for their book.
- 1 First Lucy and Ben look at a football stadium in Brazil.
- 6 They see that they haven't got the book.
- 8 Finally Lucy finds the missing letters.
- 4 Then they see Mr Williams, the librarian.
- 5 Ben says that he is hungry.

2 Values Read the story. What can we learn from it? Tick (✓).

Food from other cultures is not healthy.

It's often interesting to try food from another culture.

Eat only what you really know.

At Oliver's house ...

- Oliver:** I'm hungry, Mum.
Mum: Would you like some spinach and potatoes?
Oliver: No, Mum.
Mum: What about some rice with peas or beans?
Oliver: I don't like vegetables. Can I have a hamburger?



The next day after school ...

- Oliver:** Adil, I'm hungry. Let's get a hamburger.
Adil: Oliver, I don't like hamburgers. Come to my house, we can have dinner there.
Oliver: OK, but I have to phone my mum from your house.



At Adil's house ...

- Adil:** Yummy! Rice with peas, beans, potatoes and spinach. I hope you like it, Oliver.
Oliver: Mmm. It's very good, Mrs Singh.
Adil's mum: Thank you, Oliver.

Two days later ...

- Oliver:** Mum, can I have some vegetables with potatoes, please?

1 CD3
34

Listen and write the missing words. Then say with a friend.



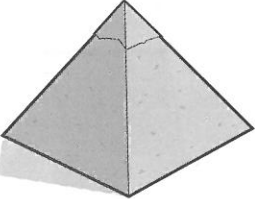







Jenny: Be careful. That's Mum's favourite vase.
Ben: I know. I am being careful.
Jenny: OK, but _____
 _____.
Ben: OK. Now can you just get out of my ...
Jenny: Oh dear!



Connor: What are you looking for, Izzie?
Izzie: My pen. I had it a minute ago. Now it's gone.
Connor: That's strange.
Izzie: I know. _____
 _____?
Connor: Why don't you look behind your ear, Izzie?!

2 Look and write the words in the table.

dry Turkey pyramid yuck happy buy Egypt young

it	very	five	yellow
 pyramid	 _____	 _____	 _____
 _____	 _____	 _____	 _____

3 CD3
35

Listen, say and check your answers.

1 Look and read. Write 1, 2 or 3 words to complete the sentences about the story.

Last month Max and his parents went on holiday to Spain. They went by car. It was very hot. 'Can I have something to drink, Mum?' Max said, 'I'm thirsty.' 'Sorry. We haven't got any more soft drinks. We can stop in the next village and get some.' After half an hour Dad stopped the car and took some photos.



Max opened the car door and walked around. After five minutes he came to a small lake. Max was very thirsty. So he went to the lake and drank some water. Then they went back to the car and went on.

After an hour they came to a town. They had dinner there, but Max didn't eat anything. He felt sick. He had a stomach-ache.

The next day Max was very ill. They went to the doctor's and the doctor gave Max some pills. Poor Max felt sick for three days. Max said to his parents, 'I drank water from the lake. I was very silly.'



- 1 The family went on holiday to Spain.
- 2 It was very hot in the car and Max _____ thirsty.
- 3 When his dad took a photo, Max _____ for a walk.
- 4 Max _____ some water from the lake.
- 5 When they had dinner in a town Max _____ any food.
- 6 The doctor _____ Max some pills.
- 7 Max _____ for a long time.
- 8 Max said 'Drinking water from the lake was _____ ?'

Listen and answer.



- 1 Where did Lily go? to South Africa
- 2 What did the people look like? _____
- 3 What did the people give her? _____
- 4 Did she like the food? _____
- 5 How long did she stay there? _____
- 6 How did she feel after her trip? _____

2 Look and write about David's trip in the time machine.



David visited Greenland in the time machine.


1 Read and write the words.

about Japanese started means popular expensive means


- 1 Origami is a Japanese word.
- 2 'Ori' _____ to fold and 'kami' _____ paper.
- 3 Origami _____ in Japan.
- 4 In the 6th century, paper was very _____.
- 5 For many years there were no books _____ origami.
- 6 Today Origami is _____ all over the world.

2 Look and write sentences. Use the words from the box.


1




2



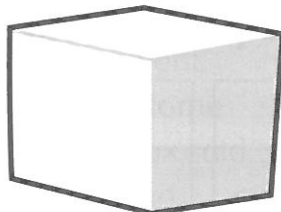
3




4



5




6




beautiful scary funny small easy modern

I think number one is the scariest.


1 **Project** Make an Origami aeroplane.



1 Start with a rectangular piece of A4 paper.




2 Fold along the centre and open the paper again.



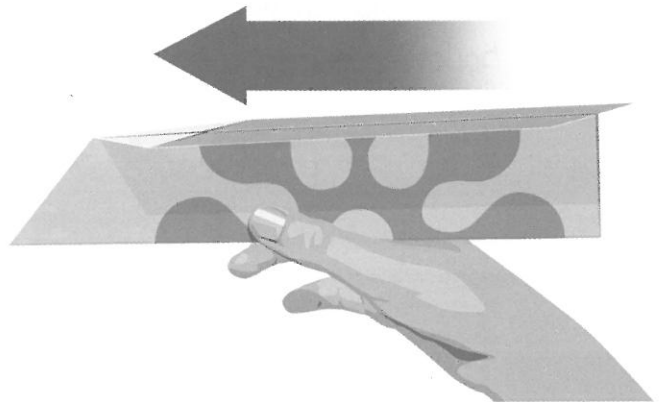
3 Now fold two corners towards the centre.



4 Fold the sides up.




5 Now fold the wings down.



6 Finally open the wings. You've got an aeroplane! Now fly the aeroplane with your friends.

1 Match the questions with the answers.



- | | |
|---|--|
| 1 Lucas, where did you go in your time machine? | a <input type="checkbox"/> Yes, it was. But I was OK. I had a big hat. |
| 2 What did you see? | b <input checked="" type="checkbox"/> I went to ancient Egypt. |
| 3 Did you have fun? | c <input type="checkbox"/> No, I didn't, but I took some photos. |
| 4 Was it hot? | d <input type="checkbox"/> I saw the pyramids. There were thousands of people working there. |
| 5 How long did you stay there? | e <input type="checkbox"/> Yes, I did. It was great. |
| 6 Did you buy anything? | f <input type="checkbox"/> About five hours. |

2 Look at Activity 1. Underline the mistakes. Then write the correct sentences.

Lucas went to ancient Egypt. He saw the pyramids, but he only saw three or four people. He didn't have fun in Egypt. He had a big hat with him. He stayed in Egypt for about 15 hours. He bought some food and took some photos.

Lucas saw thousands of people.

3 Write about your travels in the time machine.

The time machine stopped. I was somewhere new. But where was I? I opened the door of my time machine and

1 **Think!** Which one is different in each group? Read, think and circle.

- | | | | | |
|---|-----------|-----------|--------|---------|
| 1 | Brazil | Argentina | China | Chile |
| 2 | triangle | Origami | square | circle |
| 3 | toothache | cough | nurse | cold |
| 4 | like | go | smile | play |
| 5 | built | gave | saw | watched |

2 Colour the bricks to make sentences. Write in the missing words.

1	Did you	did you _____	holiday last year?
2	Where did	<u>go</u> to London	your plane leave?
3	How long	_____ did	on the safari?
4	What	you go _____	in the hotel?
5	_____ you see	a lion	last week?

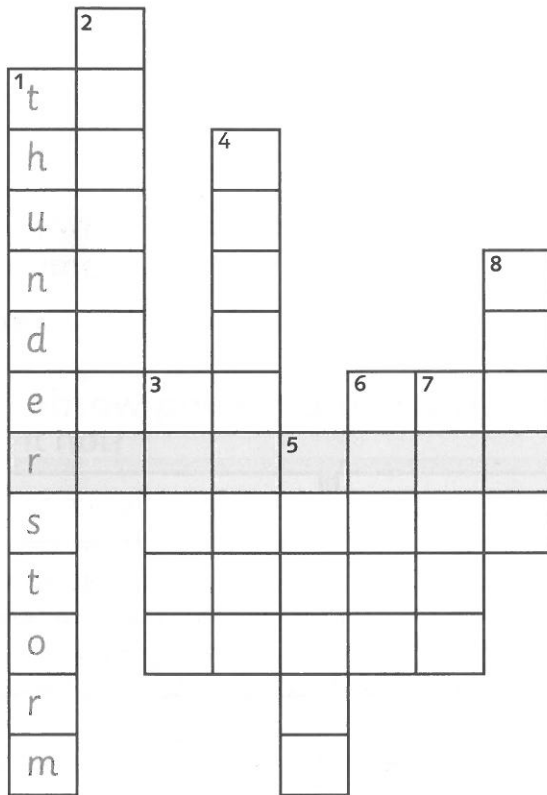
3 Look at Activity 2. Read and number the answers.

- Yes, we did, but we weren't scared.
- For two weeks.
- 1 No, I didn't. I went to Paris.
- At half past three.
- We went to Argentina.



Holiday plans

1 Read the sentences. Do the puzzle. Find the secret word.




- 1 When there's lots of rain and lightning. You can hear big 'bangs'.
- 2 You use this in the rain.
- 3 A good day to fly your kite.
- 4 A flash from the sky.
- 5 When you can't see the sun.
- 6 When you can't see where you are going.
- 7 You can get very wet in weather like this.
- 8 You put these on your feet when it's raining.

2 Read and write words from Activity 1.

The weather was terrible yesterday. It was cold and ⁽¹⁾ foggy in the morning. Then there was no sun. It was ⁽²⁾ _____. At lunchtime it was very ⁽³⁾ _____ but there was no wind. And then at about five o'clock the ⁽⁴⁾ _____ started. There was lots of ⁽⁵⁾ _____ in the sky. I was quite scared. It was the perfect day to stay at home in bed and watch TV. The problem was I wasn't at home. I was in a tent, camping! And I didn't have an ⁽⁶⁾ _____ or a ⁽⁷⁾ _____ to wear. And I didn't have any ⁽⁸⁾ _____ for my feet. I got very wet.



1 Look, read and tick (✓) or correct the sentences.



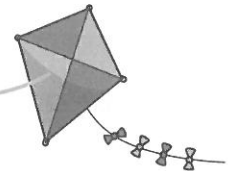

- 1 On Monday it's going to be sunny.
- 2 On Tuesday isn't going to be rainy.
- 3 On Wednesday it's going to be cloudy.
- 4 On Thursday it's going to be foggy.
- 5 On Friday it's going to be rainy.

cloudy _____

2 Follow the lines and complete the sentences.



- Monday
- Tuesday
- Wednesday
- Thursday
- Friday
- Saturday
- Sunday






- 1 On Monday I'm going to ride a horse .
- 2 On Tuesday _____ .
- 3 On Wednesday _____ .
- 4 On Thursday _____ .
- 5 On Friday _____ .
- 6 On Saturday and Sunday _____ all day!

3 Write about your week. Use *I'm going to* and *I'm not going to*.

1 Think! Remember the song. Put the lines in order.

- I'm going to dance all through the night.
- I'm going to have lots of fun,
- 1 I'm going to snorkel in the sea,
- I'm going to climb the highest tree,
- I'm going to jump and run.
- I'm going to draw a great cartoon,
- I'm going to fly my lovely kite,
- I'm going to sleep under the moon,



2 Write a verse for the song and draw pictures.

I'm going to play computer games,
 I'm going to read lots of books,
 I'm going to phone my friends every day,
 I'm going to play on the beach.



1 Make questions. Then look and answer.



- 1 you / are / to / France / going / visit ?
Are you going to visit France?
- 2 you / photos / take / going / are / to / ?

- 3 you / go / snorkelling / are / going / to / ?

- 4 going / are / to / music / listen / you / to / ?

- 5 you / read / to / are / book / going / a / ?

- 6 you / food / of / to / eat / are / going / lots / ?

No, I'm not.

2 Answer the questions.

- 1 Are you going to do homework this evening? _____
- 2 Are you going to go swimming this weekend? _____
- 3 Are you going to watch TV after school? _____
- 4 Are you going to visit your grandparents this week? _____
- 5 Are you going to go to bed early tonight? _____
- 6 Are you going to play sport this week? _____



CD3
49

1 Listen and write the missing words. Then say with a friend.



Ana: Are you sure you know what you're doing?
Jim: Of course I am. I do this all the time.
Ana: Look. _____ , _____ !
Jim: That's strange. Maybe the computer is broken.
Ana: It wasn't, but it is now!



Dad: Don't look at me like that!
 It's my dinner. Now _____ !
 Don't do that. I really don't like it when you do that.
 Oh, OK. You win. Here you are.

2 Look and write er, ar, ur or ir.




1 th ir sty




2 b ___ thday



3 n ___ se




4 Th ___ sday



5 p ___ fect



6 g ___ l



7 t ___ tle



8 E ___ th

CD3
50

3 Listen and say.

1 Read the story again and answer.

1 Why does Sean stay with Grandma at the farm?

Because his mum and dad can't take him to Africa.

2 Why doesn't he want to stay on the farm?

3 What does Grandma teach him to do?


4 Why doesn't Sean want to go home with his parents?

2 Read Sean's email to his friend. Write the words.

Send Chat Attach Address Format Save

To: Danny@mymate.com Subject: Holiday

Hi Danny,
 This is my grandma's ⁽¹⁾f arm . I'm staying here for the ⁽²⁾h _____ .
 My grandma's got a ⁽³⁾h _____ and a ⁽⁴⁾p _____ .
 She is teaching me to ride. I love it and
 I'm pretty good now. Mum and Dad are
 in ⁽⁵⁾A _____ . They come back next
⁽⁶⁾w _____ . I don't want to go home
 with them. I want to stay here with my
⁽⁷⁾g _____ .
 Love Sean





3 Values What can we learn from the story? Colour the words.

- It's
- They're
- a
- good
- scary
- to try
- to stay
- old
- new
- horses
- things
- grandparents
- .

1 Find six differences. Then compare with a friend.

In picture A the girls are wearing boots.
In picture B they are wearing shoes.

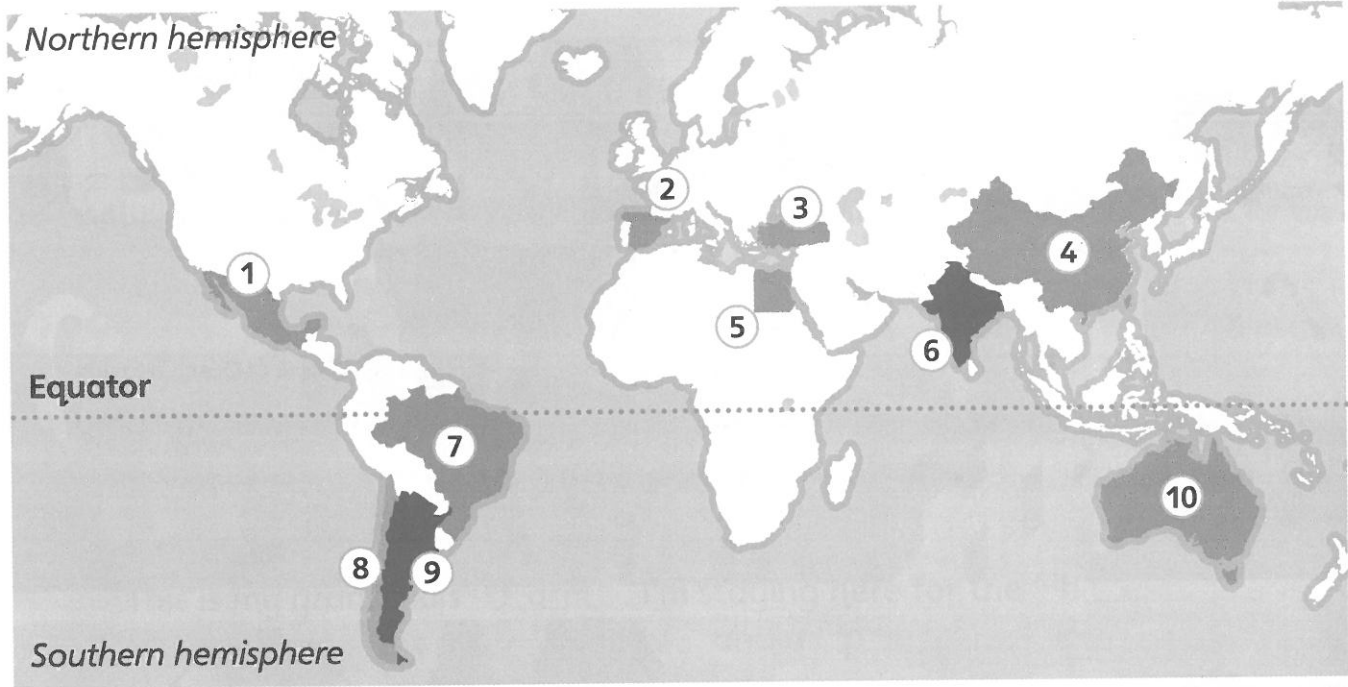
Yes.



2 Write sentences about the differences in Activity 1.

1 Look and number the countries.

Argentina Australia Brazil Chile China
 Egypt India Mexico Spain Turkey



2 Look at the key and colour the months for your country.

red = autumn blue = winter green = spring yellow = summer


January	February	March	April	May	June
July	August	September	October	November	December

3 Complete the sentences about yourself. Use *like* or *don't like*.

- 1 I _____ summer because _____.
- 2 I _____ autumn because _____.
- 3 I _____ winter because _____.
- 4 I _____ spring because _____.

1 Look and write the words.

axis orbit vertical line horizontal line spin




orbit _____

2 Read and write t (true) or f (false).

- 1 The Earth's axis is vertical.
- 2 The sun orbits the Earth.
- 3 The Earth makes one orbit around the sun every year.
- 4 There is always more sunlight on the Southern hemisphere.

f

3 Look and tick (✓) the things people do in winter in your country.



4 Write about summer in your country. Think about these questions.


- What is the weather like?
- What do people wear?
- What do people do?

In my country in summer the weather is hot and windy.

Put the dialogue in order. Then listen and check.

- B: I don't want to go to a city. There are too many people and cars.
- A: I would like to go to the beach.
- 1 A: Let's go on holiday.
- A: No beach, no mountains, no cities. Let's just stay here!
- B: Staying in the sun all day? No, that's boring.
- B: Yes, that's a good idea. Where would you like to go?
- B: Walking up and down all the time? No, thanks.
- A: OK, so no mountains. We could go to a big city.
- A: OK, no beach. What about the mountains?

2 Look and write a dialogue. Use language from Activity 1.



Where would you like to go on holiday?

1 Write the words in four groups.





cloudy Chile umbrella Australia foggy England
 Brazil raincoat thunderstorm hat Spain
 Canada rainy Argentina boots China

1 cloudy _____ _____ _____	2 Chile _____ _____ _____	3 umbrella _____ _____ _____	4 England _____ _____ _____
----------------------------------	---------------------------------	------------------------------------	-----------------------------------

2 Look at Activity 1. Number the topics to match the groups.

- Clothes Weather Southern hemisphere Northern hemisphere


3 Look and draw lines to make sentences.

<p>1</p> 	is going	to playing	tennis	tomorrow.
	are going	play	football	yesterday.
	am going	to play	computer games	last night.
<p>2</p> 	is going	to phone	to you	tonight.
	are going	phoning	you	yesterday evening.
	am going	to phoning	your	last week.
<p>3</p> 	he	going	raining	tomorrow?
	it	go to	rain	yesterday?
	you	going to	rainy	last weekend?
<p>4</p> 	she	go to	send me	a postcard?
	I	go	send to me	postcard?
	you	going to	sending me	the postcard?

Put the dialogue in order. Then listen and check.

- B: I don't want to go to a city. There are too many people and cars.
- A: I would like to go to the beach.
- 1 A: Let's go on holiday.
- A: No beach, no mountains, no cities. Let's just stay here!
- B: Staying in the sun all day? No, that's boring.
- B: Yes, that's a good idea. Where would you like to go?
- B: Walking up and down all the time? No, thanks.
- A: OK, so no mountains. We could go to a big city.
- A: OK, no beach. What about the mountains?

2 Look and write a dialogue. Use language from Activity 1.



Where would you like to go on holiday? _____

1 Write the words in four groups.

cloudy Chile umbrella Australia foggy England
 Brazil raincoat thunderstorm hat Spain
 Canada rainy Argentina boots China

① cloudy _____

② Chile _____



③ umbrella _____

④ England _____

2 Look at Activity 1. Number the topics to match the groups.

- Clothes Weather Southern hemisphere Northern hemisphere

3 Look and draw lines to make sentences.

<p>1</p> 	is going	to playing	tennis	tomorrow.
	are going	play	football	yesterday.
	am going	to play	computer games	last night.
<p>2</p> 	is going	to phone	to you	tonight.
	are going	phoning	you	yesterday evening.
	am going	to phoning	your	last week.
<p>3</p> 	he	going	raining	tomorrow?
	it	go to	rain	yesterday?
	you	going to	rainy	last weekend?
<p>4</p> 	she	go to	send me	a postcard?
	I	go	send to me	postcard?
	you	going to	sending me	the postcard?



1 Our school

Colour your favourite lessons.

singing the song

finding out about our favourite subjects

reading the Explorers story

making my scrapbook

reading *Johnny's story*

learning about musical instruments

Word focus

Write three new words.

Grammar focus

Write two sentences about yourself.

Now tell a friend what you like and don't like in Unit 1.

2 The picnic

Colour your favourite lessons.

singing the song

acting out our pizza restaurant play

reading the Explorers story

drawing and writing about meals

learning about food chains and habitats

Word focus

Write three new words.

Grammar focus

Write two sentences about yourself.

Now tell a friend what you like and don't like in Unit 2.

3 Daily tasks

Colour your favourite lessons.

singing the song

finding out about our jobs at home

reading the Explorers story

writing a poem

reading *Arnold and the robot*

learning about saving water

Word focus

Write three new words.

Grammar focus

Write two sentences about yourself.

Now tell a friend what you like and don't like in Unit 3.



4 Around town

Colour your favourite lessons.

singing the song

acting out our directions play

reading the Explorers story

writing and answering messages

learning about directions

Word focus

Write three new words.

Grammar focus

Write two sentences about yourself.

Now tell a friend what you like and don't like in Unit 4.

5 Under the sea

Colour your favourite lessons.

singing the song

finding out about our Saturday afternoon

reading the Explorers story

reading *What Christine found*

writing about a sea creature

learning about patterns and symmetry

Word focus

Write three new words.

Grammar focus

Write two sentences about yourself.

Now tell a friend what you like and don't like in Unit 5.

6 Gadgets

Colour your favourite lessons.

singing the song

acting out our shopping play

reading the Explorers story

drawing and writing about my favourite gadget

learning about numbers

Word focus

Write three new words.

Grammar focus

Write two sentences about yourself.

Now tell a friend what you like and don't like in Unit 6.



7 In the hospital

Colour your favourite lessons.

singing the song

acting out our play at the doctor's

reading the Explorers story

drawing and writing a story

reading *Sophia saves the day*

learning about fevers

Word focus

Write three new words.

Three horizontal lines for writing words.

Grammar focus

Write two sentences about yourself.

Two horizontal lines for writing sentences.

Now tell a friend what you like and don't like in Unit 7.

8 Around the world

Colour your favourite lessons.

singing the song

finding out about our holidays

reading the Explorers story

drawing and writing about a country

learning about origami

Word focus

Write three new words.

Three horizontal lines for writing words.

Grammar focus

Write two sentences about yourself.

Two horizontal lines for writing sentences.

Now tell a friend what you like and don't like in Unit 8.

9 Holiday plans

Colour your favourite lessons.

singing the song

acting out our holiday plans play

reading the Explorers story

writing a postcard

reading *Holidays with Grandma*

learning about seasons and hemispheres

Word focus

Write three new words.

Three horizontal lines for writing words.

Grammar focus

Write two sentences about yourself.

Two horizontal lines for writing sentences.

Now tell a friend what you like and don't like in Unit 9.

Thanks and acknowledgements

Authors' thanks

We would like to thank our editorial team very warmly: Aldona Gawlinski, Liane Grainger, Bridget Kelly and Pippa Mayfield. You have worked extremely hard and with a lot of dedication to make this course a success. It was a pleasure working with you on this project. Thank you for your commitment, and for your great sense of humour!

We would also like to thank Maria Pylas, Associate Publishing Director, for many interesting discussions and for choosing us as the author team for this project. It's been a great experience, Maria!

The publishers are grateful to the following contributors:

Hilary Ratcliff: freelance editor
Oliver Design: concept design
Pentacor and Blooberry Design: cover design, book design & page make-up
Hilary Fletcher: picture research
John Green and Tim Woolf, TEFL Tapes: audio recordings
Robert Lee: song writing

Special thanks to Karen Elliott for developing the phonics material.

The publishers and authors are grateful to the following illustrators:

Alan Rowe, Andres Martinez Ricci (The Organisation), Anna Hancock (The Illustrators Agency), Ben Hasler (NB Illustration), Bernice Lum, Christina Forshay (The Bright Agency), Debbie Ryder, James Hart (Sylvie Poggio Artists), Marek, Martin Sanders (Beehive Illustration), Peter Cotterill, Savi (The Apple Agency)

The publishers and authors would like to thank the following teachers and reviewers for their help in developing the course:

Argentina: Liliana Amado, María Silvia Caride, Gabriela Finkelstein, Susana Lagier, Gladys Ledwith, María Sol Luppi, Mónica Marinakis, Silvia Miranda, Natalia Monty, Pamela Pogrè, Adriana Raffo, Viviana Rondina, Inés Salomón, Stella Maris Schulte, María Teresa de Vido de Stringa, María Marta Taurozzi
Chile: Sandra Durán Vega, Fernanda Tornero

Egypt: Nabil Ezz-el Deen, Iglal El Gamel, Ghada Farouk, Nemat Matta, Sonia Abdul Rahman, Daniel Rolph, Amy Sarkiss

Mexico: Claudia Mejía Escalante, Lucía García, Imelda Calderón Gómez, Laura Landa Herrera, Yeymi Ortiz Iberra, Claudia Camacho Jiménez, Rosa María Martínez Maldonado, José Antonio Martínez, Guadalupe Mejía, María Teresa Moguel, María del Rosario Limón Ortiz, María Teresa Patrón, Yara Gil Pérez, Lorena Sánchez Pérez, Ivette Portales, Yolanda Gómez Saldana, Diana Naim Sucar

Spain: Arantxa Abalos, Julius Krajewski, Ángela McClenaghan, Ken O'Carroll, Noreen O'Donnell, John West, Valerie Weston

Turkey: Deniz Altıparmak, Lisa Broomhead, Celia Gasgil

UK: Lucy Frino, Pippa Mayfield, Susannah Reed, Hilary Ratcliff, Melanie Williams

The publishers are grateful to the following for permission to reproduce copyright photographs and material:

Key: l = left, c = centre, r = right, t = top, b = bottom, u = upper, lo = lower

p.10 (T): Pete Pahlham/Shutterstock, p.10 (C): © Getty Images/Thinkstock, p.10 (B): © Getty Images/Thinkstock, p.26: © Bradley Smith/CORBIS, p.31 (TL): Suto Norbert Zsolt/Shutterstock, p.26 (TR): Karin Jaehne/Shutterstock, p.26 (B): Hemera/Thinkstock

Super Minds

Workbook 3

Are you ready to become one of the Super Minds?

This exciting seven-level course, from a highly experienced author team, enhances your students' thinking skills, improving their memory along with their English.

-  Develop language with creative activities including role play and project work
-  Explore social values with lively stories
-  Encourage cross-curricular thinking with fascinating 'English for school' sections

This workbook features a page of activities to accompany each page of the Student's Book.


FREE extra resources can be downloaded from www.cambridge.org/elt/superminds

Super Minds Level	CEFR Level	Cambridge ESOL exams
Level 6	A2+	Key for Schools
Level 5	A2	Flyers
Level 4	A1	Movers
Level 3		Starters
Level 2		
Level 1		
Starter		


Level 3

Student's Book with DVD-ROM
 Workbook
 Teacher's Book
 Teacher's Resource Book
 with Audio CD


Class Audio CDs
 Classware and
 Interactive DVD-ROM



ISBN 978 0 521 13714 0



ISBN 978 0 521 74828 5



ISBN 978 0 521 17583 8



CAMBRIDGE
 UNIVERSITY PRESS

www.cambridge.org

ISBN 978-0-521-22169-6



9 780521 221696 >