

CAMBRIDGE

# SUPER Minds

**Workbook 2**

Herbert Puchta

Günter Gerngross

Peter Lewis-Jones

CAMBRIDGE UNIVERSITY PRESS  
Cambridge, New York, Melbourne, Madrid, Cape Town,  
Singapore, São Paulo, Delhi, Tokyo, Mexico City

Cambridge University Press  
The Edinburgh Building, Cambridge CB2 8RU, UK

[www.cambridge.org](http://www.cambridge.org)  
Information on this title: [www.cambridge.org/9780521148603](http://www.cambridge.org/9780521148603)

© Cambridge University Press 2012

This publication is in copyright. Subject to statutory exception  
and to the provisions of relevant collective licensing agreements,  
no reproduction of any part may take place without the written  
permission of Cambridge University Press.

First published 2012

Printed in China by Golden Cup Printing Co. Ltd

A catalogue record for this publication is available from the British Library

ISBN 978-0-521-14860-3 Workbook 2  
ISBN 978-0-521-14859-7 Student's Book with DVD-ROM 2  
ISBN 978-0-521-21957-0 Teacher's Book 2  
ISBN 978-1-107-68367-9 Teacher's Resource Book 2  
ISBN 978-1-107-67406-6 Class Audio CDs 2  
ISBN 978-0-521-21941-9 Flashcards 2  
ISBN 978-0-521-14861-0 Classware and Interactive DVD-ROM 2

Cambridge University Press has no responsibility for the persistence or  
accuracy of URLs for external or third-party internet websites referred to in  
this publication, and does not guarantee that any content on such websites is,  
or will remain, accurate or appropriate. Information regarding prices, travel  
timetables and other factual information given in this work is correct at  
the time of first printing but Cambridge University Press does not guarantee  
the accuracy of such information thereafter.

# Contents

●	Back to school	4
①	My day	10
②	The zoo	22
③	Where we live	34
④	The market	46
⑤	My bedroom	58
⑥	People	70
⑦	Off we go!	82
⑧	Sports club	94
⑨	Holiday plans	106
●	Picture dictionary	118

# Back to school

1 Look and draw lines.


door

board

bookcase

cupboard

wall



clock


window

desk

chair

floor

1 Look, read and tick (✓) the box.



- 1 There's an apple.      yes  / no
- 2 There's a clock.      yes  / no
- 3 There's a worm.      yes  / no
- 4 There are some pencils.      yes  / no
- 5 There are some books.      yes  / no
- 6 There's a board.      yes  / no

2 Look and circle.


- 1 There **(is)** / are a house.
- 2 There is / are some windows.
- 3 There is / are a door.
- 4 There is / are a garden.
- 5 There is / are a wall.
- 6 There is / are some flowers.



Listen and write the numbers.

100 27 ~~40~~ 91 38

- 1 There are 40 spiders.
- 2 There are \_\_\_\_\_ frogs.
- 3 There are \_\_\_\_\_ rats.
- 4 There are \_\_\_\_\_ caterpillars.
- 5 There are \_\_\_\_\_ butterflies.



2 Look and match.

31	50	eighty-three	ninety-six
100	44	twenty	thirty-one
16	96	sixty	one hundred
60	79	seventy-nine	forty-four
83	20	sixteen	fifty

1 Put the words in order.

1 up please stand

Please stand up.

2 sit don't down

\_\_\_\_\_

3 please down sit

\_\_\_\_\_

4 book your open

\_\_\_\_\_




5 stand don't up

\_\_\_\_\_




6 open your book don't

\_\_\_\_\_


2 Look at Activity 1. Number the pictures.




1 <sup>CD 1</sup><sub>12</sub> Listen and tick (✓) the box.




2 Find the Super Friends in the story and write the numbers.




Picture



Picture



Picture




Picture




# My Super Mind

1 Draw and write examples of what you know.



There are three clocks.




\_\_\_\_\_

\_\_\_\_\_



\_\_\_\_\_

\_\_\_\_\_



\_\_\_\_\_

\_\_\_\_\_

## 1

## My day

1

Write the words.

have brush get go play go have get have



1 have breakfast



2 get to bed



3 go to lunch




4 have dinner



5 go to school



6 get up



7 get dressed



8 brush your teeth



9 play in the park

## 1 Read and circle.

1 What's the time?



It's one / two o'clock.

2 What's the time?



It's three / four o'clock.

3 What's the time?



It's seven / eight o'clock.

4 What's the time?



It's ten / eleven o'clock.

5 What's the time?



It's eleven / twelve o'clock.

## 2 When do you do things? Write the times and draw the hours.

1 I get up at seven \_\_\_\_\_ o'clock.



2 I have breakfast at \_\_\_\_\_ o'clock.



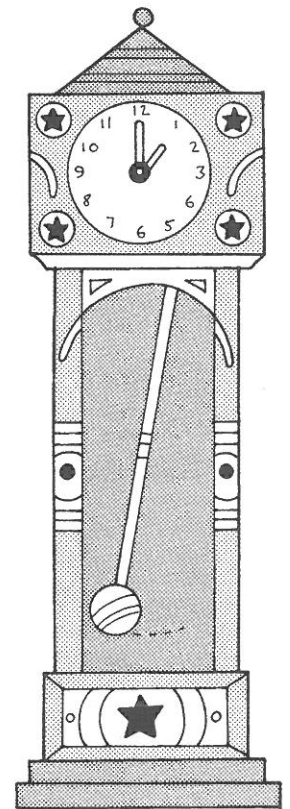
3 I have lunch at \_\_\_\_\_ o'clock.



4 I have dinner at \_\_\_\_\_ o'clock.









5 I go to bed at \_\_\_\_\_ o'clock.



1 Read the song again and number the pictures.



## Listen and draw lines.





## 2 Write the words.

- 1 Dan gets up at seven o'clock.
- 2 Dan \_\_\_\_\_ breakfast at eight o'clock.
- 3 Dan \_\_\_\_\_ to school at nine o'clock.
- 4 Dan \_\_\_\_\_ in the park at five o'clock.
- 5 Dan \_\_\_\_\_ dinner at six o'clock.
- 6 Dan \_\_\_\_\_ to bed at ten o'clock.

plays has  
goes ~~gets~~  
has goes

**1** <sup>CD1</sup><sub>23</sub> Listen and tick (✓) the box.



**2** Find Thunder in the story and write the numbers.



Picture



Picture




Picture



Picture

**3** **Think!** Match the pictures with the sentences.

Careful!     What's the problem?     We can play, hurray!




1 Values Look and circle.




2 CD1 25 Listen and say.


3 CD1 26 Listen, say and circle.



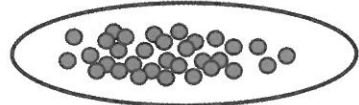
king



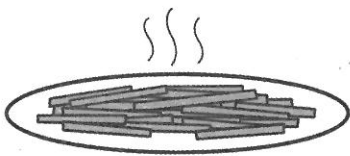
queen



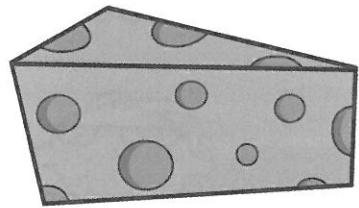
pigs




peas



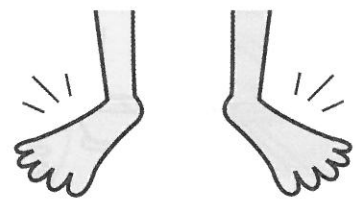
chips



cheese



fish



feet

Read the questions. Listen and write a name or a number.



- 1 What's the girl's name? Shelley
- 2 How old is she? \_\_\_\_\_
- 3 She gets up at \_\_\_\_\_ o'clock.
- 4 She has breakfast at \_\_\_\_\_ o'clock.
- 5 What's her best friend's name? \_\_\_\_\_

2 Draw and write about someone in your family.






# 1 Read and draw the times in the clocks.

1



2




3



4



5




Paul gets up at seven o'clock and makes breakfast for everyone. Paul has got two children, Fred and Olivia. At eight o'clock Paul walks the children to school. Paul works at home. He starts work at ten o'clock. At one o'clock he has lunch. Then he works some more. At three o'clock he goes to get Fred and Olivia. They have dinner at six o'clock. The children go to bed at eight o'clock. Paul watches TV at nine o'clock.


6



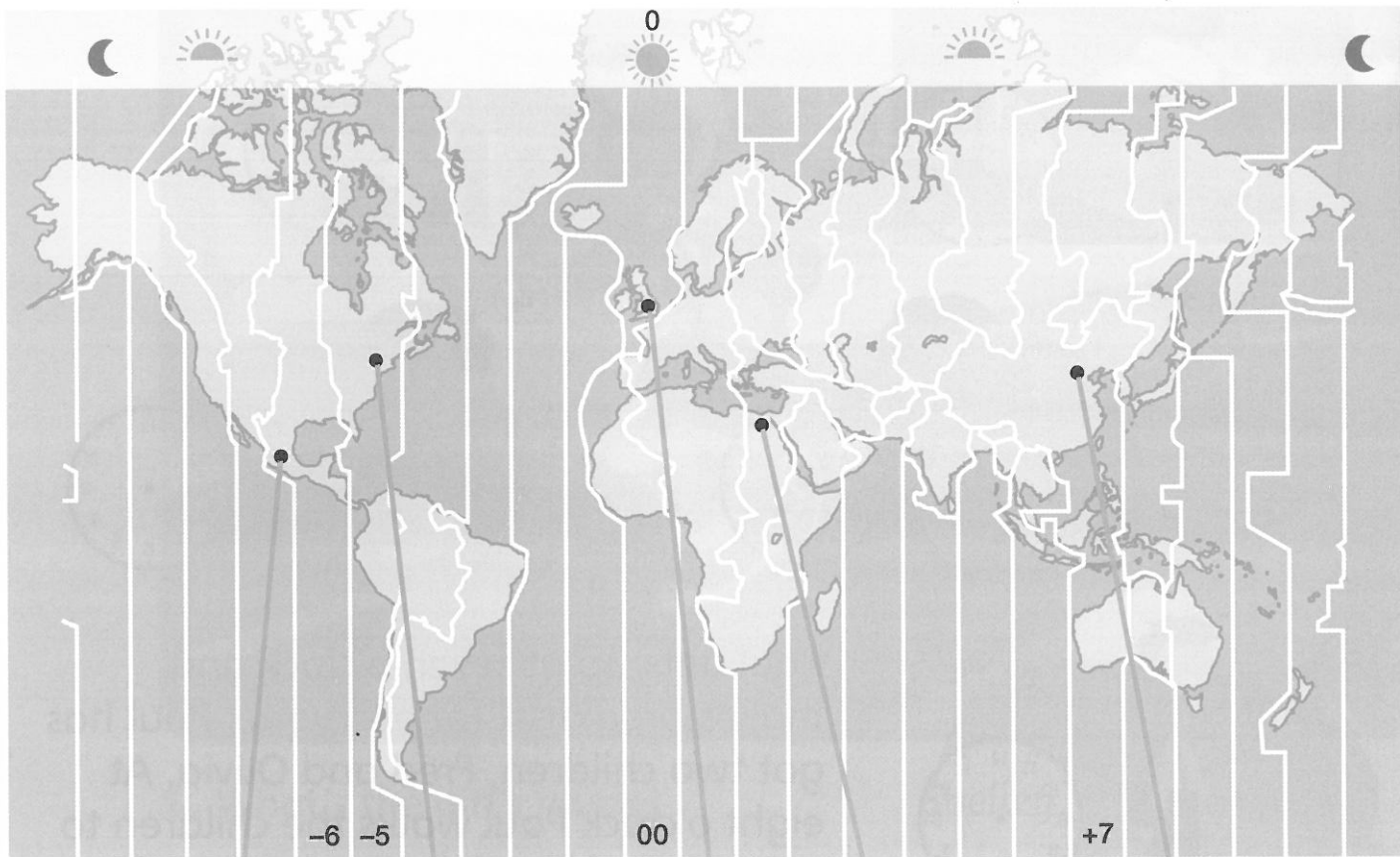
7



8




**1** Write the names of the cities.



1 \_\_\_\_\_




2 London \_\_\_\_\_



3 \_\_\_\_\_



4 \_\_\_\_\_



5 \_\_\_\_\_

**2** **Think!** Look at London and draw the times in the clocks.

## 1 Read and answer.

1 It's eleven o'clock in the evening in London.

What time is it in Cairo?

*It's one o'clock in the afternoon in Cairo.*

2 It's two o'clock in the afternoon in London.

What time is it in New York?


3 It's seven o'clock in the evening in London.

What time is it in Mexico City?

4 It's eleven o'clock in the morning in London.

What time is it in Beijing?

## 2 Choose two cities. Draw and write.



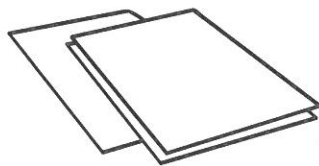
*It's four o'clock in New York. Sarah is sleeping.*



*It's nine o'clock in London. John is walking to school.*

1 Make a diary.

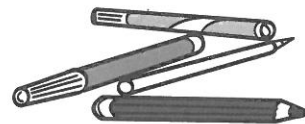
You need



3 sheets of paper

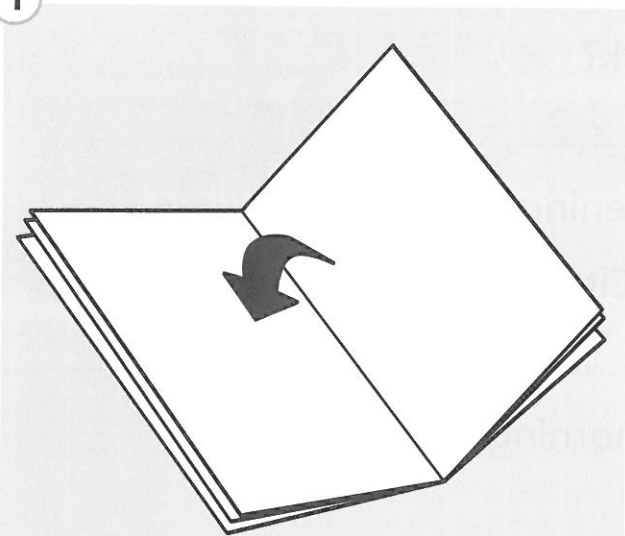


stapler



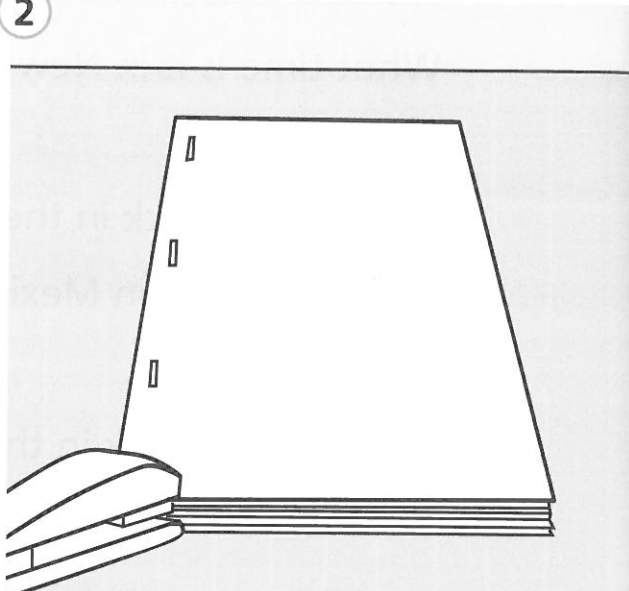
colours and pencils

1



Fold the paper in half.

2




Your teacher staples the paper.

3



Write *My week* and the days of the week in the diary.

4



Now draw and write in your diary.

# My Super Mind

1 Draw and write examples of what you know.

1



I brush my teeth at eight  
o'clock in the evening.

2

3


4

# 2







# The zoo

1

Find the animals and write. Look →, ↓ and ↘.



zebra \_\_\_\_\_




CD1  
34

## 1 Listen and write the letters.

J = Jeff      B = Ben      M = Martin

T = Trudy      R = Ruth      D = Daisy








## 2 Look at Activity 1. Write the words.

- 1 Jeff doesn't like milk.
- 2 Ben \_\_\_\_\_ bananas.
- 3 Ruth \_\_\_\_\_ apples.
- 4 Martin \_\_\_\_\_ bananas.
- 5 Daisy \_\_\_\_\_ milk.
- 6 Trudy \_\_\_\_\_ apples.

likes  
doesn't like

1

Read the song. Match the animals' plates and the food they eat.





# 1 Look, read and tick (✓) the boxes.

1

a Does Charlie eat bananas for breakfast?

Yes, he does.  No, he doesn't.

b Does Charlie eat bread for breakfast?

Yes, he does.  No, he doesn't.



2

a Does Charlie sleep in a bed?

Yes, he does.  No, he doesn't.

b Does Charlie sleep in a tree?

Yes, he does.  No, he doesn't.



3

a Does Charlie ride a bike to school?

Yes, he does.  No, he doesn't.

b Does Charlie walk to school?

Yes, he does.  No, he doesn't.



## 2 Think! Match the questions with the answers.

1 Does Angela like Tim?

a  Yes, she does.

2 Does Angela go to bed at 8 o'clock?

b  Yes, he plays it every day.

3 Does Mark like football?

c  Yes, he likes her a lot.




4 Does Mark like Emma?

d  Yes, she likes him a lot.

5 Does Mark walk to school?

e  No, he rides his bike.

**1** CD1  
39 Listen and tick (✓) the box.



**2** Read the story. Then read and answer.

1 Does  catch the  ?



Does The zoo keeper catch the hippo?  
No, he doesn't.

2 Does  catch the  ?

3 Does  catch the  ?

**3** **Think!** Match the pictures with the sentences.

Let's help him.     1 How does he do that?     Come here, rabbit!



1 Values Look and circle.

1




2




2 What's in Kim's bin? What's in Mike's pie?  
Say and write.



nine pink white ~~six~~ spider hippo pig tiger



Kim's bin



Mike's pie

3 CD1 41 Listen, say and check your answers.


**1 Listen and circle.**

1 a Does the bear eat carrots?

Yes, it does. No, it doesn't.

b Does the bear come from Canada?

Yes, it does. No, it doesn't.

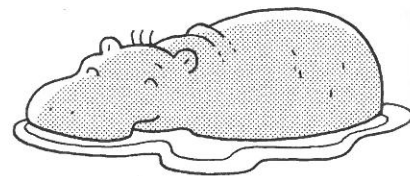


2 a Does the hippo come from India?

Yes, it does. No, it doesn't.

b Does the hippo live in the jungle?

Yes, it does. No, it doesn't.

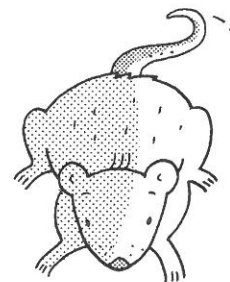


3 a Does the mouse eat cheese?

Yes, it does. No, it doesn't.

b Does the mouse live in the desert?

Yes, it does. No, it doesn't.








**2**


**Ask and answer.**

Do you like zebras?

Yes, I do.




- 1 Read and choose a word from the box. Write the correct word next to numbers 2–6.




a zebra

I've got four <sup>(1)</sup> legs \_\_\_\_\_, two ears, two eyes and lots of <sup>(2)</sup> \_\_\_\_\_ and white stripes. I come from Africa, but now I live in a <sup>(3)</sup> \_\_\_\_\_. I like carrots and <sup>(4)</sup> \_\_\_\_\_. I don't like bananas. I drink <sup>(5)</sup> \_\_\_\_\_. I've got lots of friends here. My best friend is Charlie. He's a <sup>(6)</sup> \_\_\_\_\_.



legs




black




red




zoo




hat



grass



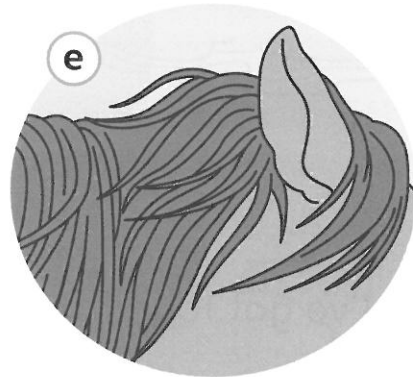
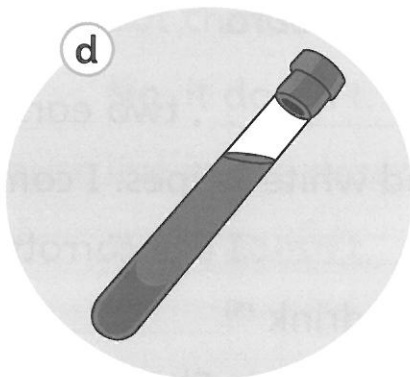
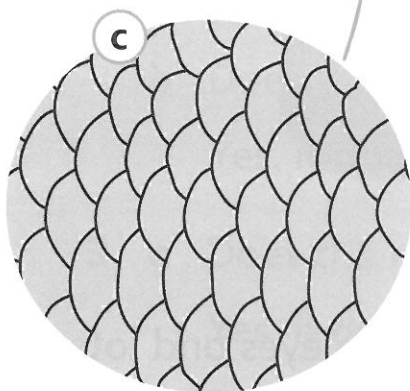
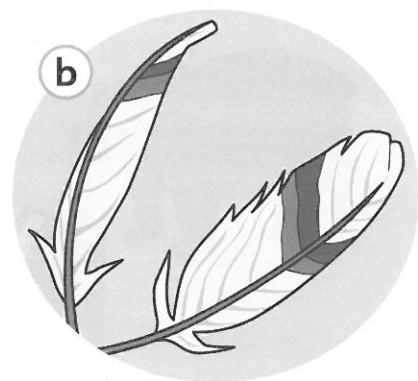
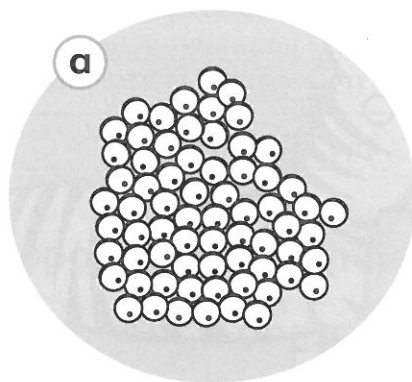
water



monkey

**1 Match the pictures with the words.**

- 1 scales
- 2 eggs
- 3 blood
- 4 feathers
- 5 hair



**2 Write *m* (mammal) / *b* (bird) / *r* (reptile) / *i* (insect).**

- 1 They lay eggs.     *b, r, i*
- 2 They can often fly.
- 3 They have hair on their body.
- 4 They have six legs.
- 5 They have scales.
- 6 Their babies drink milk.

1 Use the code to write the words.

Code

a = ♣	b = 📄	c = ♦	d = 🗑️	e = ★	f = 🦋
g = ○	h = ⚙️	i = 👂	k = 🌐	l = 🧪	n = ●
o = 🦋	p = ▲	r = ✖	s = 👁	t = ⚡	u = 💧
w = ☀	x = ◻	z = 🌀			

⚡ 🦋 ✖ ⚡ 🦋 👂 👁 ★

1 t o r t o i s e

🦋 🦋 ◻

4 \_\_\_\_\_

🗑️ 💧 ♦ 🌐

2 \_\_\_\_\_

📄 ★ ★ ⚡ 🧪 ★

5 \_\_\_\_\_

👁 ⚙️ ♣ ✖ 🌐

3 \_\_\_\_\_


🧪 👂 🌀 ♣ ✖ 🗑️

6 \_\_\_\_\_


2 Think! Write the words. Then write *m* (mammal), *b* (bird), *r* (reptile), *f* (fish) or *i* (insect).




1 beetle \_\_\_\_\_




2 \_\_\_\_\_




3 \_\_\_\_\_



4 \_\_\_\_\_



5 \_\_\_\_\_

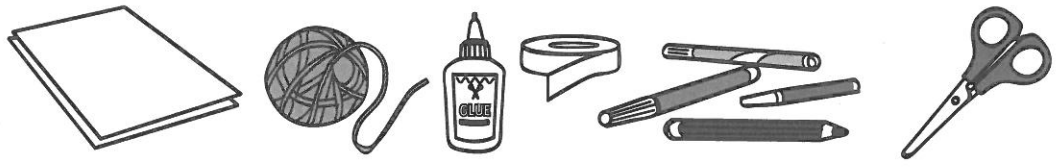


6 \_\_\_\_\_


**1 Make a zoo.**

Work in groups. What animals will you have in your zoo?  
Is your zoo keeper a man or a woman?


**You need**



paper      wool      tape and glue      colours and pencils      scissors



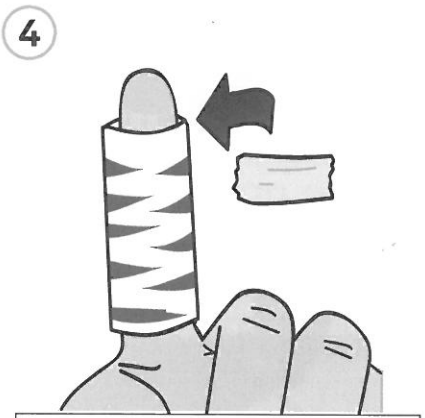
Draw the head and a rectangle for the body.



Cut them out.




Colour and decorate the head and body.



Stick the body around your finger with tape.



Glue on the head.




Now you can make a zoo!




# My Super Mind

1 Draw and write examples of what you know.




My brother likes reptiles.




---

---



---

---

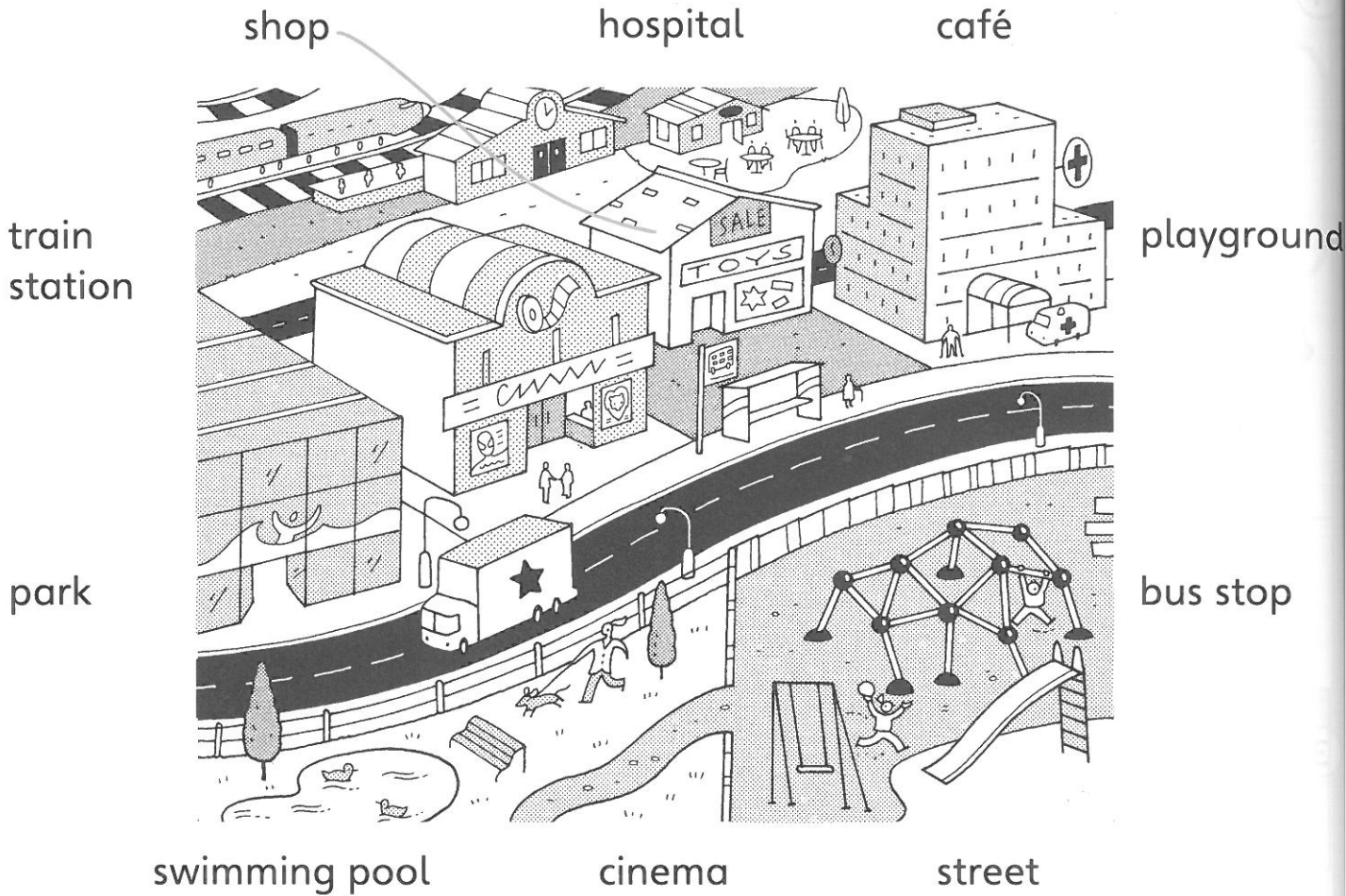


---

---

# Where we live

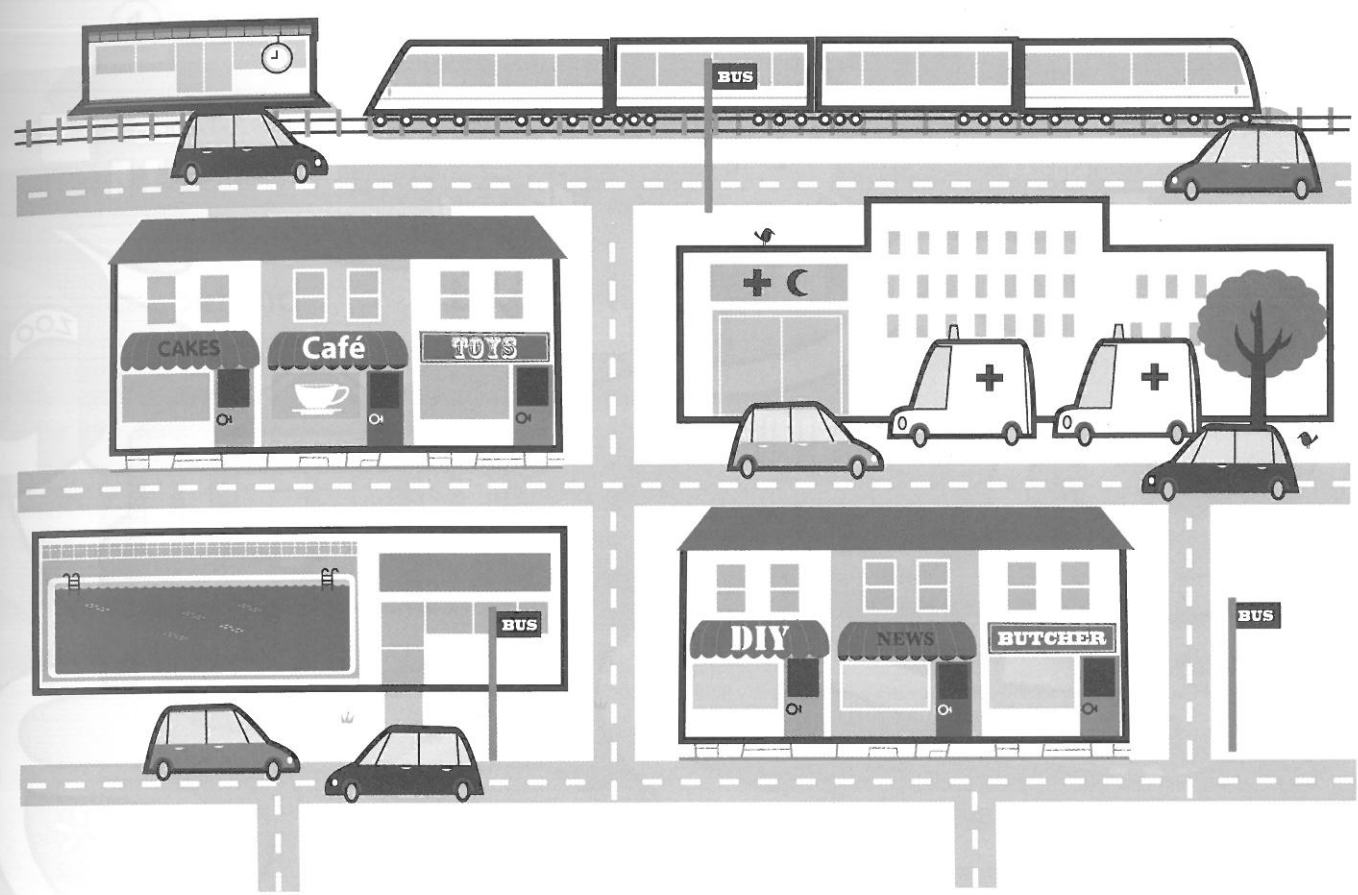
1 Look and draw lines.



2 Match and write the words.

- |        |      |        |
|--------|------|--------|
| 1 str  | ool  | street |
| 2 ca   | ital | _____  |
| 3 sh   | rk   | _____  |
| 4 pa   | fé   | _____  |
| 5 hosp | op   | _____  |
| 6 sch  | eet  | _____  |

1 Think! Tick (✓) the box.



- 1 Has the town got a swimming pool? Yes, it has.  No, it hasn't.
- 2 Has the town got a café? Yes, it has.  No, it hasn't.
- 3 Has the town got a park? Yes, it has.  No, it hasn't.
- 4 Has the town got a hospital? Yes, it has.  No, it hasn't.
- 5 Has the town got a cinema? Yes, it has.  No, it hasn't.
- 6 Has the town got a train station? Yes, it has.  No, it hasn't.


2 Write about your town.

My town has got a park, a hospital and a swimming pool.  
 It hasn't got a cinema.

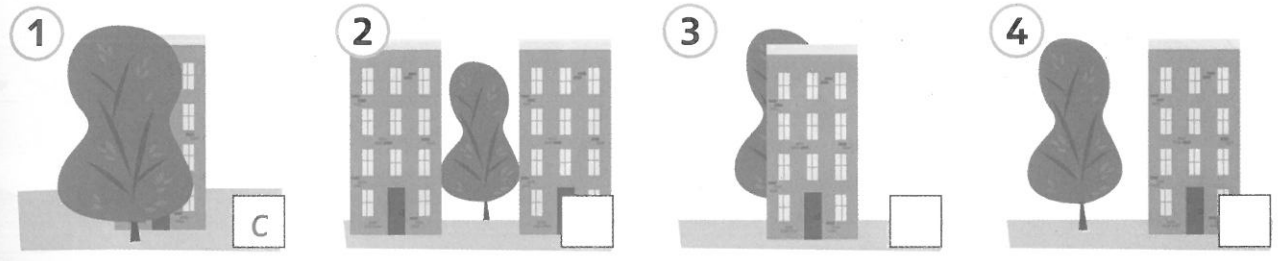
1

Think!

Read the song again and tick (✓) the boxes to find the town. Then do the maze.

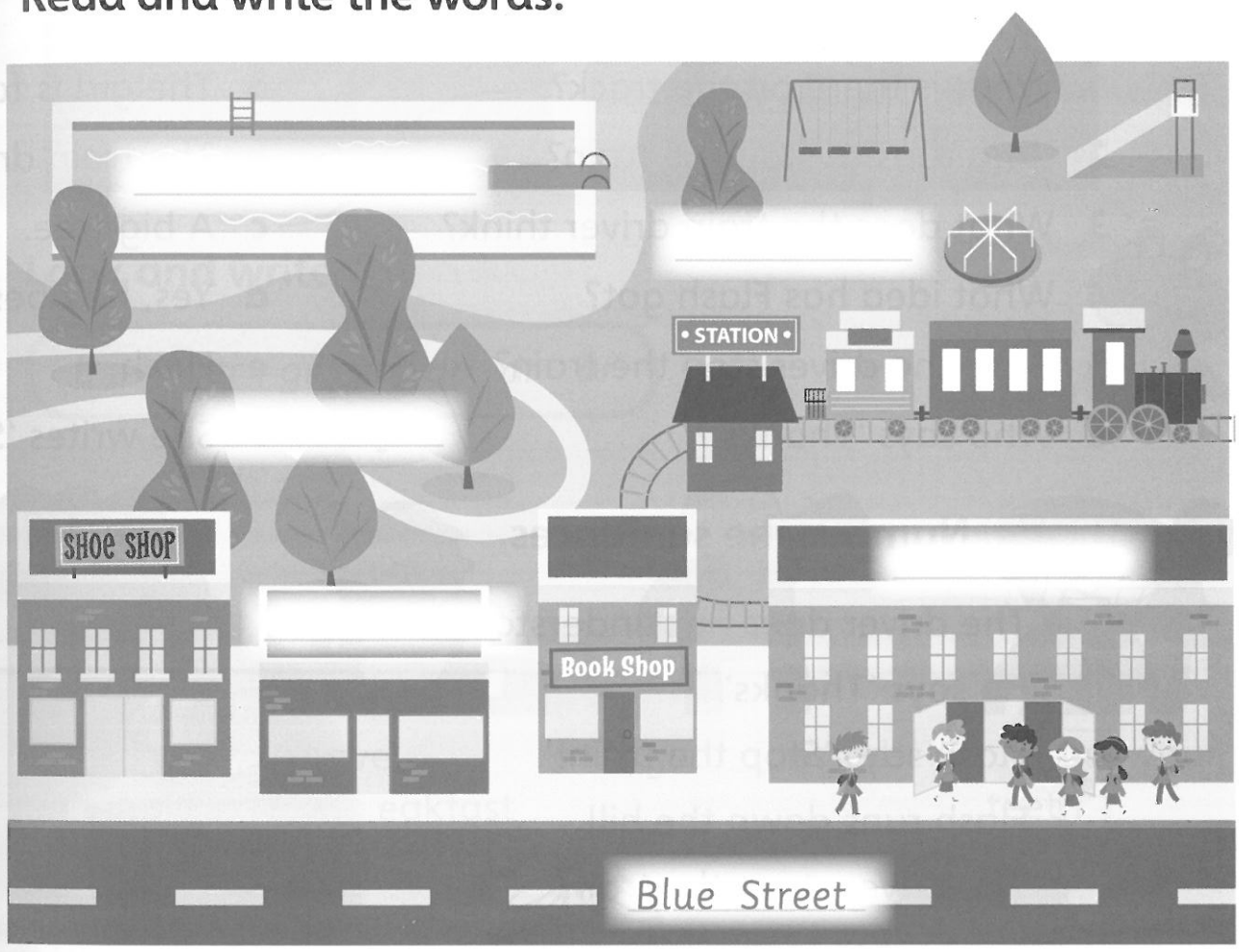


1 Look at the tree and match the pictures with the words.



- a behind
- b next to
- c in front of
- d between

2 Read and write the words.




In our town, the school is in Blue Street in front of the train station. In Blue Street there are lots of shops. There is a book shop, a toy shop and a shoe shop. The toy shop is between the book shop and the shoe shop. There is a park behind the shops. And there is a swimming pool behind the park. Next to the swimming pool, there is a playground.

1 CD2  
11

Listen and tick (✓) the box.


1



2



3



2

**Think!** Match the questions about the story with the answers.

- |                                     |                      |
|-------------------------------------|----------------------|
| 1 What is there on the track?       | a The girl is fast.  |
| 2 Who runs to stop the train?       | b The train driver.  |
| 3 What does the train driver think? | c A big tree.        |
| 4 What idea has Flash got?          | d Yes, he does.      |
| 5 Does the driver stop the train?   | e Flash.             |
| 6 Who says 'Thanks'?                | f She writes 'Stop'. |



3

**Think!** Number the sentences.

- The driver does not understand.
- 8 He says 'Thanks'.
- 4 Flash says 'Stop the train!'.
- Flash runs down the hill.
- The driver stops the train.
- They see a tree on the train track.
- Flash writes 'Stop'.
- 1 The Super Friends are on a hill.



1 Values Look and circle.



2 Look and write.

tr br tr gr cr dr dr br



1 tr ee




2 have  
eakfast



3 get essed



4 ush your  
teeth



5 ocodile



6 andmother




7 ain iver

3 CD2 13 Listen, say and check your answers.

Think!

Listen and write S (Sarah), O (Oscar), or C (Cheryl).


Where?



With?



When?



What?



2

Think!

What is Tom's favourite place? Read and write.


I go to my favourite place with my mother on Saturdays. I read a lot, so I get a new book from this place every week!



Tom's favourite place is the \_\_\_\_\_.



1 Look at the pictures and the letters. Write the words.




p a r k

r k a p



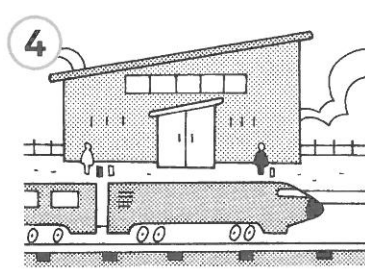
-----

h s p s o



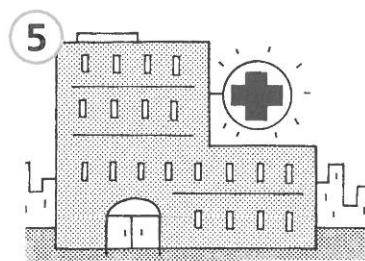
-----

a m i n c e



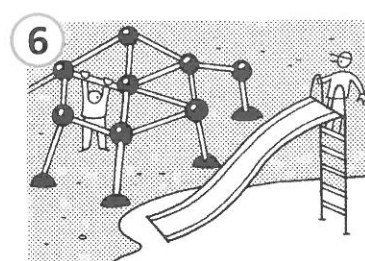
-----

t t n i o a s



-----

l p i a h s o t





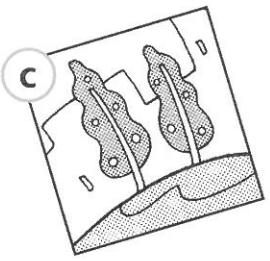
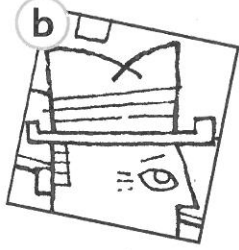
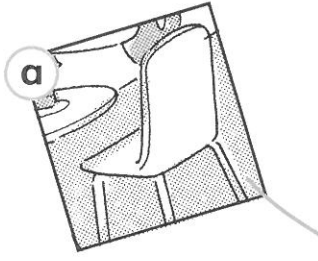


-----

g l d n y a u o r p


**1** Think! Look and draw lines. Then talk with a friend.

There's a chair in picture 1.



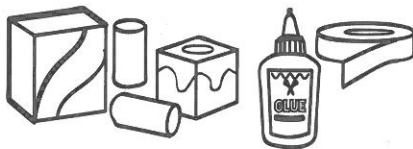
1 Colour and talk about the picture.

In my town, the shops are ... the café is ...




1 Make a box town.

You need




boxes and tubes


tape and glue



coloured paper

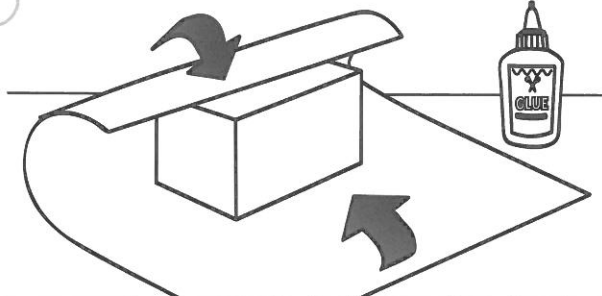


tissue




colours

1




Stick coloured paper on the boxes and tubes.

2




Stick on doors and windows.

3



Add chimneys and use tissue to make smoke.

4



Decorate your building.


5



Now you can make a box town.

# My Super Mind

1 Draw and write examples of what you know.



The café is next to the park.

2

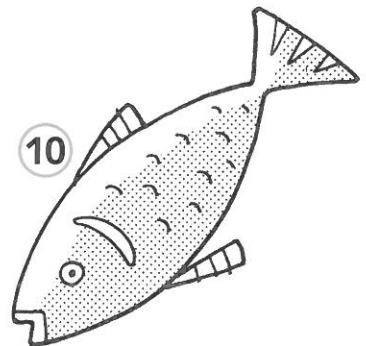
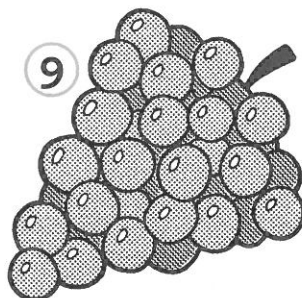
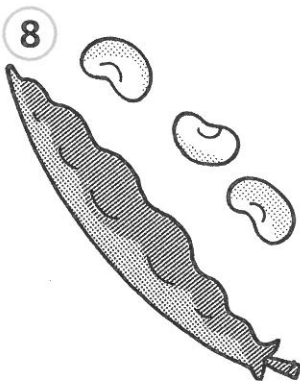
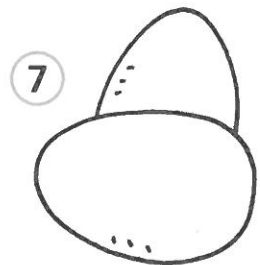
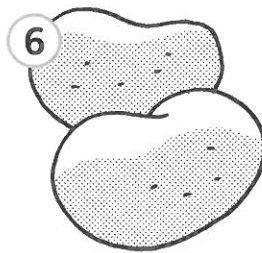
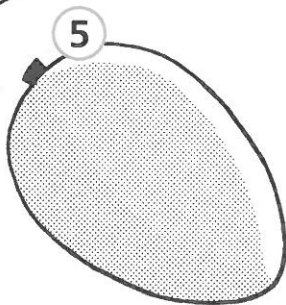
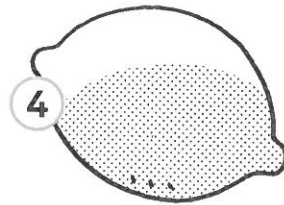

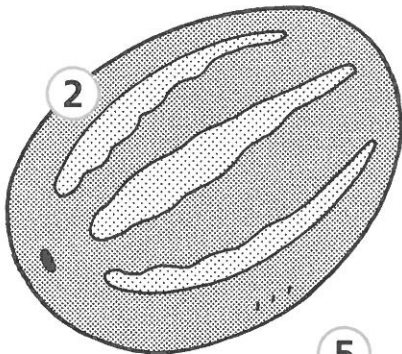

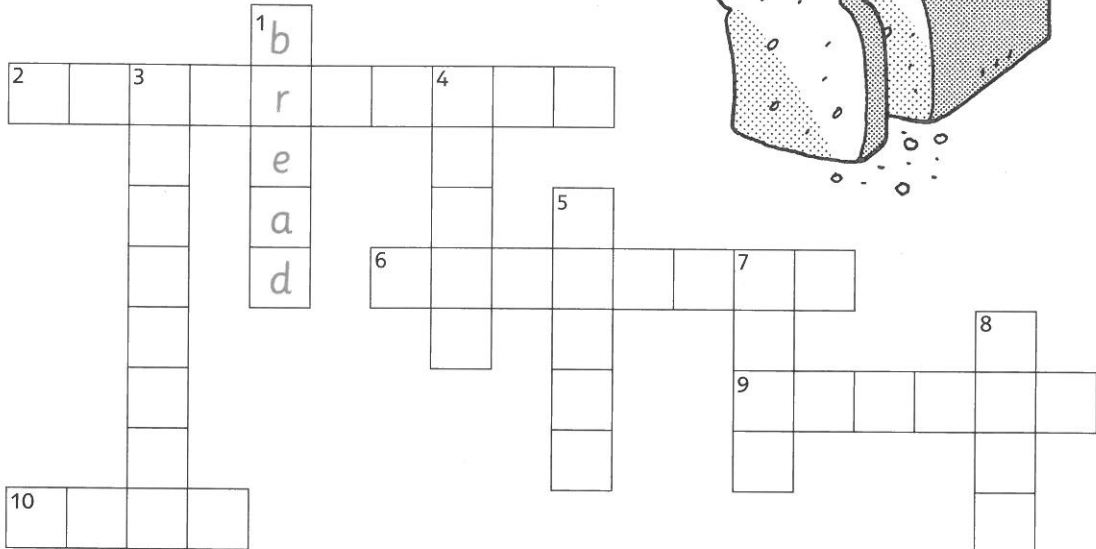
3

4

# The market

1

Do the crossword.



1 Write a, an or some.

1  Would you like a \_\_\_\_\_ tomato? Yes, please.


2  Would you like \_\_\_\_\_ lemon? No, thank you.

3  Would you like \_\_\_\_\_ egg? Yes, please.

4  Would you like \_\_\_\_\_ grapes? No, thank you.

5  Would you like \_\_\_\_\_ orange? Yes, please.

2 Put the words in order.




you like an would orange

1 Would you like an orange?  
Yes, please.



a like you mango would

2 \_\_\_\_\_  
Yes, please.



like bread would you some

3 \_\_\_\_\_  
No, thank you.




some like you fish would

4 \_\_\_\_\_  
No, thank you.


1

Look at the pictures and the letters. Write the words.



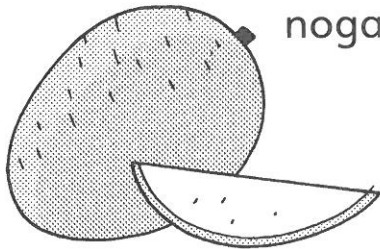
plpea

1 apple \_\_\_\_\_



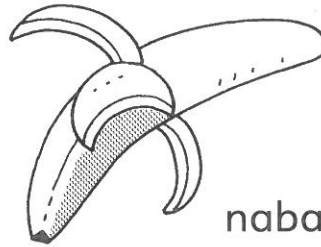
spreag

2 \_\_\_\_\_



nogam

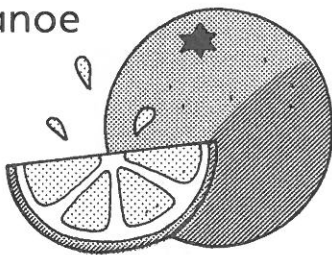
3 \_\_\_\_\_



nabana

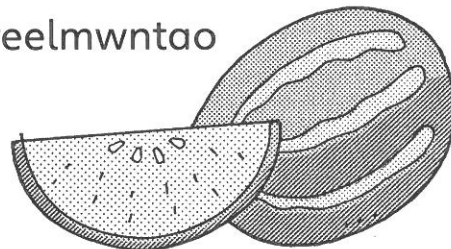
4 \_\_\_\_\_

granoe



5 \_\_\_\_\_

reelmwntao



6 \_\_\_\_\_


2

Draw your favourite fruit and write.

I like lemons!



**1** Think! Look, read and tick (✓) the box.



- |                            |   |  |
|----------------------------|---|--|
| 1 Are there any grapes?    | Yes, there are. <input checked="" type="checkbox"/> | No, there aren't. <input type="checkbox"/> |
| 2 Are there any potatoes?  | Yes, there are. <input type="checkbox"/>            | No, there aren't. <input type="checkbox"/> |
| 3 Is there any watermelon? | Yes, there is. <input type="checkbox"/>             | No, there isn't. <input type="checkbox"/>  |
| 4 Is there any fish?       | Yes, there is. <input type="checkbox"/>             | No, there isn't. <input type="checkbox"/>  |
| 5 Are there any eggs?      | Yes, there are. <input type="checkbox"/>            | No, there aren't. <input type="checkbox"/> |
| 6 Is there any cake?       | Yes, there is. <input type="checkbox"/>             | No, there isn't. <input type="checkbox"/>  |

**2** Write about your desk.

There isn't a rubber on my desk.  
 There aren't any books on my desk.



1 CD2  
27

Listen and tick (✓) the box.


1



2



3



2

Look at the story. Find the four hidden worms.


- 1 There is a worm in picture 1.
- 2 There is a worm in picture \_\_\_\_.
- 3 There is a worm in picture \_\_\_\_.
- 4 There is a worm in picture \_\_\_\_.





3

Think! Match the pictures with the sentences.

- We know what we can do.     1 What can we do?     Well done!







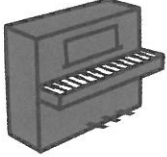

















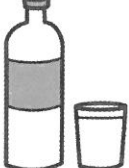







1 Values Look and circle.



2 CD2 29 Listen and follow. Say the number.













Start →

								1
							2	
								3
							4	

3 CD2 30 Listen again and say.

Listen and tick (✓) what they like.

	 Sandra	 John	 Mum	 Dad
	✓	✓	✓	✓
				
				
				
				
				


2

Write about your family.


Hi, I'm Ellie. I live in Canada. In our family we often eat fish.  
I like orange juice but my brother doesn't. He likes apple juice.


1 Look and read. Put a tick (✓) or a cross (X) in the box.


1  This is a pear.


2  This is an orange.

3  This is a cake.

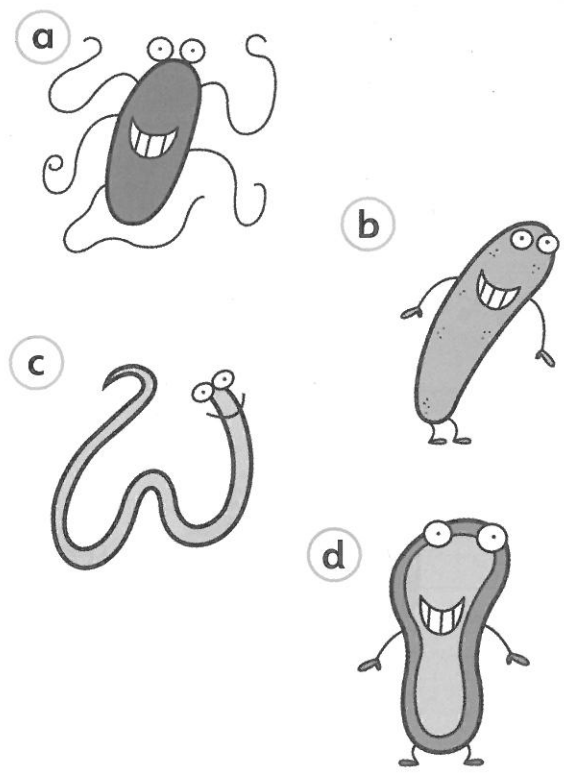
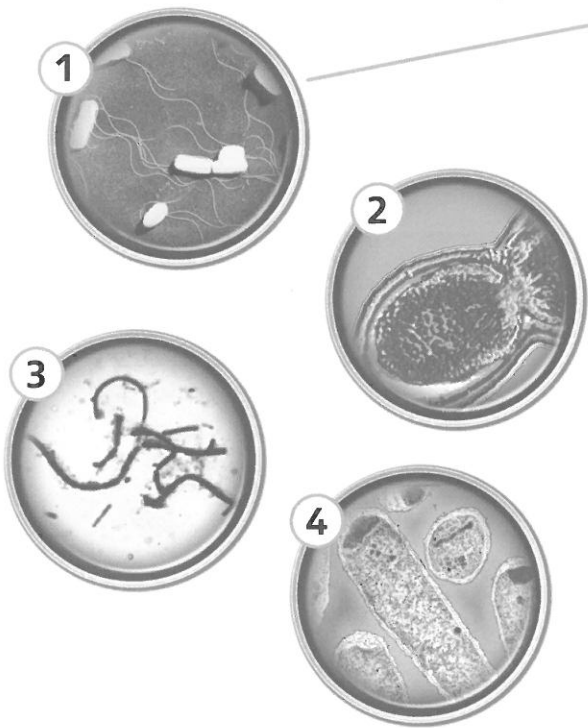
4  This is a bean.

5  This is an egg.


6  This is a tomato.

7  This is some bread.

**1** Think! Match the bacteria.



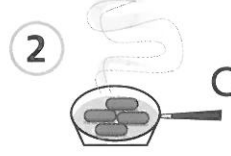
**2** Find and circle the bacteria.



1 Draw lines to make sentences.



Clean the \_\_\_\_\_ and vegetables.



Cook meat until \_\_\_\_\_ kitchen.



Keep food in \_\_\_\_\_ the fridge.



Wash fruit \_\_\_\_\_ it's very hot.

2 Circle the things that are wrong. Then draw lines from your circles to the sentences.

Keep different food in different places.



Clean the kitchen.


Wash fruit and vegetables.

Wash and dry your hands.

Keep the door of the fridge closed.

1 Make a potato person.

You need



scissors

clean potatoes

wool

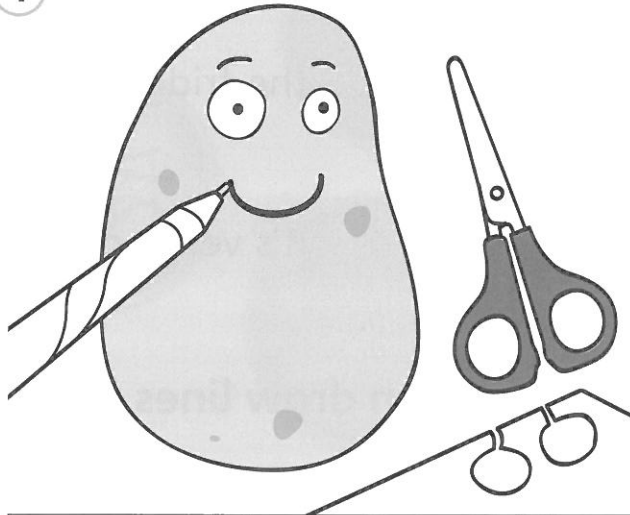
toothpicks

glue

paper

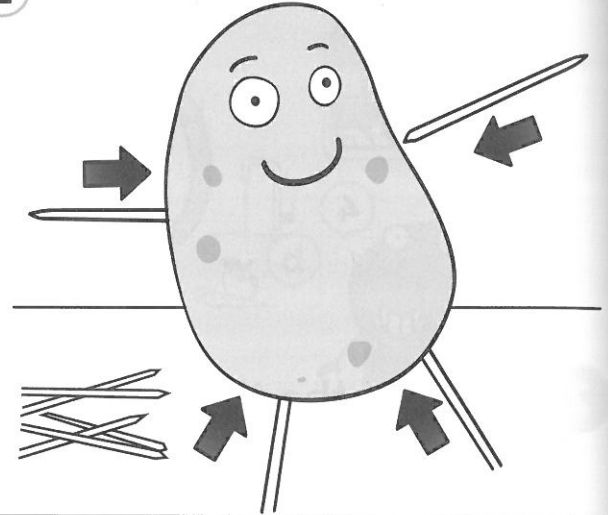
colours

1




Give your potato a face with pens, glue and paper.

2




Use toothpicks for arms and legs.

3



Use wool for hair.

4




Now you have a potato person!



# My Super Mind

1 Draw and write examples of what you know.



There is bacteria in my cake!

2

3


4

## 5

## My bedroom

1

Use the code to colour the picture.



1 = blue

2 = red

3 = brown

4 = green

5 = yellow

6 = orange

2

Look at Activity 1. Write the words.

~~armchair~~ wardrobe lamp mat mirror bed table sofa

1 The armchair is blue.

2 The \_\_\_\_\_ is red.

3 The \_\_\_\_\_ is brown.

4 The \_\_\_\_\_ is green.

5 The \_\_\_\_\_ is yellow.




6 The \_\_\_\_\_ is blue and red.

7 The \_\_\_\_\_ is green and yellow.

8 The \_\_\_\_\_ is brown, yellow and orange.


# 1 Look and draw lines.

- 1 I like these sofas.
- 2 This bed is nice.
- 3 I like those mats.
- 4 That wardrobe is nice.




# 2 Write the words.

this ~~those~~ that these




1 Those chairs are nice.



2 I like \_\_\_\_\_ table.



3 \_\_\_\_\_ mirror is nice.



4 I like \_\_\_\_\_ armchairs.

1

Look and circle the things in the song. Then write how many things there are in the picture.

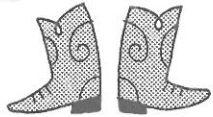


1 sofas 2

2 armchairs \_\_\_\_\_


3 tables \_\_\_\_\_

**1** Think! Match the questions with the answers.



1 Whose boots are these?

Yes, they are.



2 Whose pen is this?

No, it's not Jane's, it's mine.



3 Whose bike is this?  
Is it Jane's?

They're mine.



4 Whose red socks are these? Are they yours?

It's mine.

**2** Answer the questions.



Bob

Pete

Dave



1 Whose cap is this?

It's Bob's.



2 Whose shoes are these?




\_\_\_\_\_



3 Whose jumper is this?


\_\_\_\_\_

1 Listen and tick (✓) the box.



2

Read and circle. Then read the story and check.



Sorry Whisper, not now. She's tidying up **her room** / the kitchen.



I don't like tidying up. Ah, I've got a **problem** / an idea!



Just a minute. Let me **see** / check first.



Wow! The room is really **tidy** / messy now.


3

**Think!** Match the pictures with the sentences.



Finished!

I don't believe it!

Can we eat it now?











1 Values Look and circle.



2 Say and write the words under *look* or *school*.




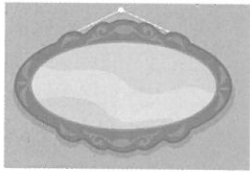


~~book~~ pool zoo good food football

	look		school
	book		_____
	_____		_____
	_____		_____

3 CD 2 Listen, say and check your answers.

Listen and draw lines.





1 Talk about your bedroom.

In my bedroom, there is a bed. It's blue. There's a table and ...

2 Read and circle.

## A holiday in ice and snow!

Many people go to hot countries for their holidays. They like

(1) swimming / riding in the sea.


They love the sunny weather.

Other people go to cold countries. They like the snow. The Ice Hotel is a great place for (2) these / that people. It is in Canada.

Would you like a holiday in the Ice Hotel? Everything is ice! There (3) is / are beautiful, big ice lamps.

There is an ice restaurant and there are 80 ice (4) kitchens / bedrooms.

In the rooms, there are ice tables, ice armchairs, ice sofas and, of course, ice (5) beds / cats, too. But don't worry – you get two very warm sleeping bags for the night!



1 Look at the rubbish. Read and answer.



- 1 Is there a TV? No, there isn't.
- 2 Is there a bed? \_\_\_\_\_
- 3 Are there three lamps? \_\_\_\_\_
- 4 Is there a mirror? \_\_\_\_\_
- 5 Are there two armchairs? \_\_\_\_\_
- 6 Are there two bikes? \_\_\_\_\_


2 Think! Look and draw lines.

We can make this



into

this



# 1 Draw the rubbish in the recycling bins.



## 2 Think! Write a list.

Five things I throw away every day:



1 paper

2 \_\_\_\_\_

3 \_\_\_\_\_

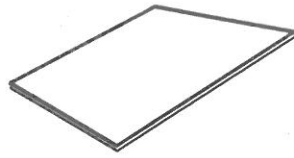
4 \_\_\_\_\_

5 \_\_\_\_\_




1 Make a picture from rubbish.

You need




a sheet of card



some clean rubbish



glue




Stick the rubbish on the card to make your picture.

# My Super Mind

1 Draw and write examples of what you know.

1



I like these boots.

2

3

4



1 Find the words.

1 ertsadesdt

2 texcitedrean

3 potriscairedot

4 itontiredotn

5 lansangryospec

6 ifshappyllogh

2 Read and circle.



1 Tina is sad / tired / **excited**.



2 Lucy is sad / scared / happy.



3 Steve is tired / angry / happy.



4 Gina is happy / angry / sad.



5 Ken is sad / tired / angry.



6 Luke is angry / excited / tired.


1

Read and tick (✓).

1 Which is the grandmother in the song?



2 Which is the grandfather in the song?




2

Write a verse about someone you know.

	That woman is my mother.
	The best one in the world.
	She knows so many stories,
	I love to listen to them.






# 1 Number the months.






# 2 Think! Look, think and match the pictures with the sentences.

- 1 His birthday is in July.
- 2 My birthday is in April.
- 3 Their birthdays are in November.
- 4 Her birthday is in January.
- 5 Our birthdays are in March.
- 6 Its birthday is in May.





**1**  **11** Listen and tick (✓) the box.





**2** Match the names with the games.

- 1 three-legged race
- 2 tug of war
- 3 *Pin the tail on the donkey.*




**3** **Think!** Match the pictures with the sentences.

- Oh dear!       Let's play.      **1** It's perfect.

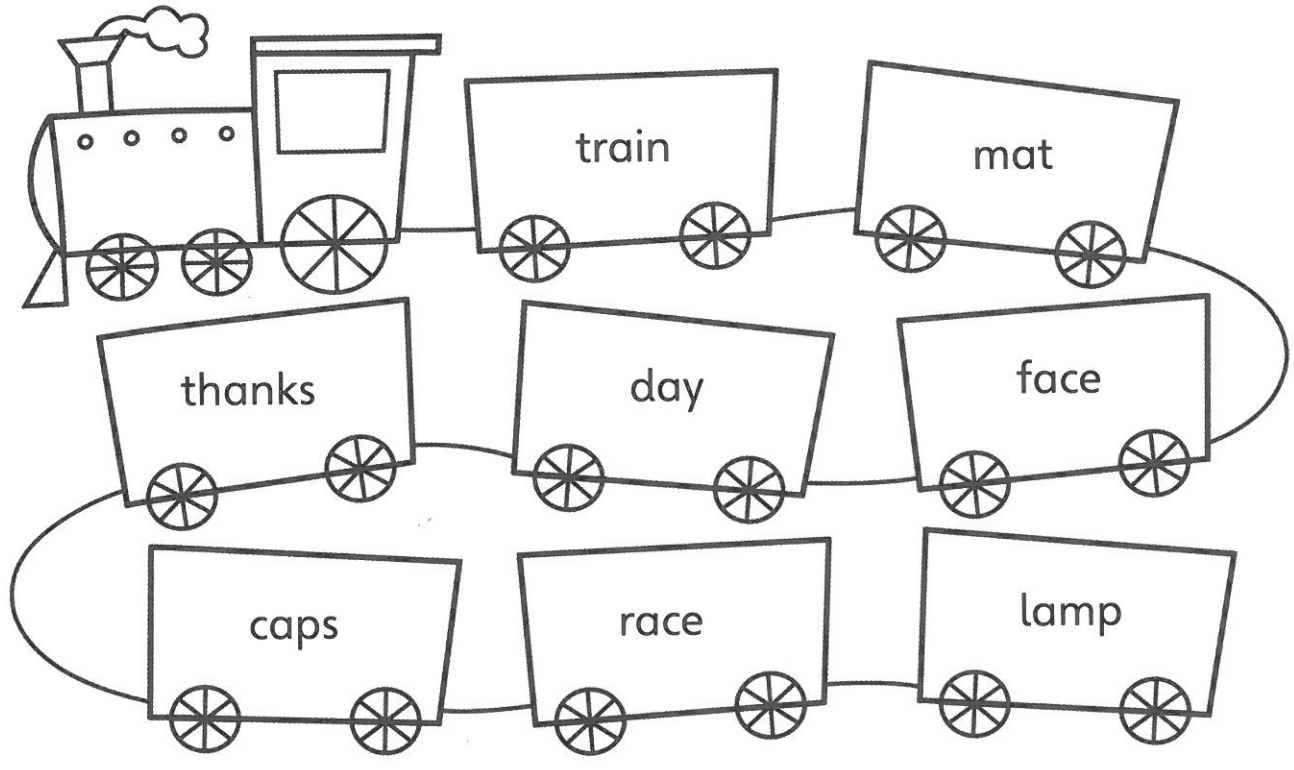


1 Values Look and circle.



2 Read and colour the train.




train = red    mat = blue




3 CD3 13 Listen, say and check your picture.

Listen and tick (✓) the box.


1 Which is Emma's best friend?



2 Which is Emma's brother?





3 Which is Jenny?



4 Which is Emma's dad?



5 Which is Ben?



1 Think! Read and write the words.

park birthday four July 26  
morning ~~Saturday~~ brother bike

# PARTY!

Dear James,

Come to my birthday party  
on <sup>(1)</sup> Saturday .

It starts at three o'clock.

The party is in the

<sup>(2)</sup> . You can

bring your new, red

<sup>(3)</sup> .

See you on Saturday,

Matthew

Dear Isabelle,

Please come to my <sup>(4)</sup> party. You can bring your brother.

He can play with my <sup>(5)</sup> James.

Can you also bring your Tings CD? I want to dance a lot.

The party is at my house -

<sup>(6)</sup> Granville Road.

It starts at <sup>(7)</sup> o'clock

in the afternoon. Don't be late.

See you there!

Emily



# Birthday

Dear Nathan,


Please come to my birthday party on Saturday  
12th <sup>(8)</sup> . It's in the church hall and  
it starts at eleven o'clock in the <sup>(9)</sup> .

See you then,

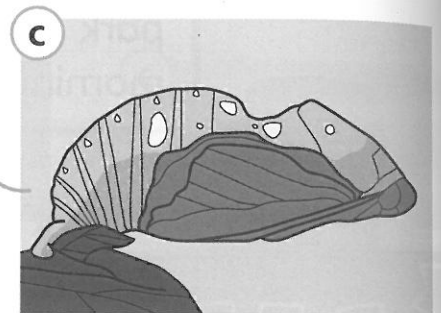
Claire



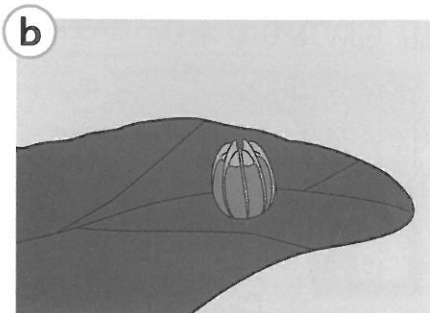
**1** Look and match.




1 chrysalis



2 butterfly

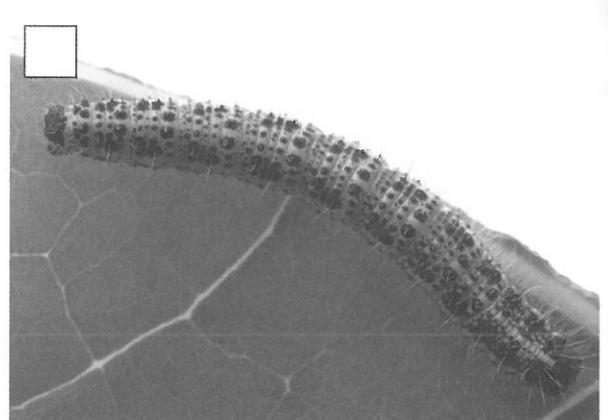
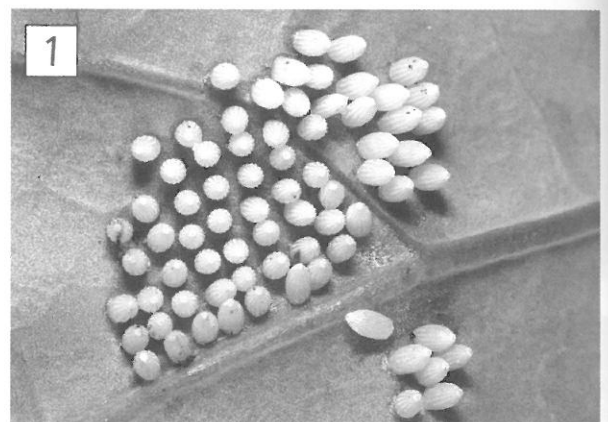


3 egg



4 caterpillar

**2** Number the pictures.



1 Write **b** (butterfly), **e** (egg), **ch** (chrysalis) or **ca** (caterpillar).

1 It eats a lot. ca

5 It's got wings. \_\_\_\_\_

2 It hangs from a plant. \_\_\_\_\_

6 It grows a lot. \_\_\_\_\_

3 It's very small. \_\_\_\_\_

7 It's got a hard skin. \_\_\_\_\_

4 It comes out of the chrysalis. \_\_\_\_\_


2 Read and colour.

1 Colour the eggs yellow.

2 Colour the caterpillar green and blue.

3 Colour the chrysalis brown and red.

4 Colour the butterfly orange, black and purple.





# 1 Make a cat birthday card.

You need



a sheet of card

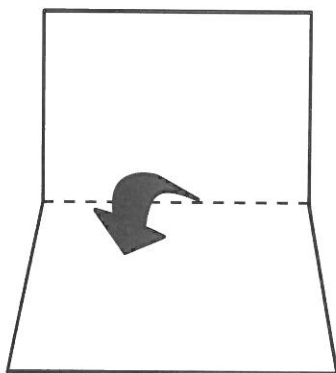


scissors



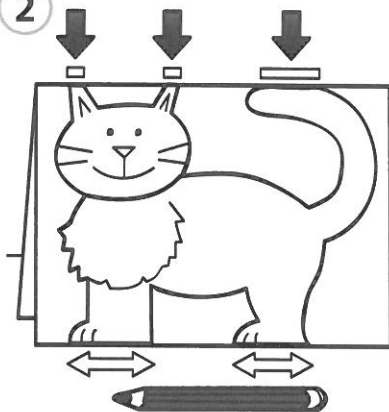
colours

1




Fold the card in half.

2




Draw a cat. The ears and tail touch the fold. The feet are flat.

3



Colour your cat.

4




Cut it out. Be careful not to cut on the fold!

5



Write in your card.

6




Now you have a cat birthday card!




# My Super Mind

1 Draw and write examples of what you know.




This butterfly is happy!



---

---



---

---



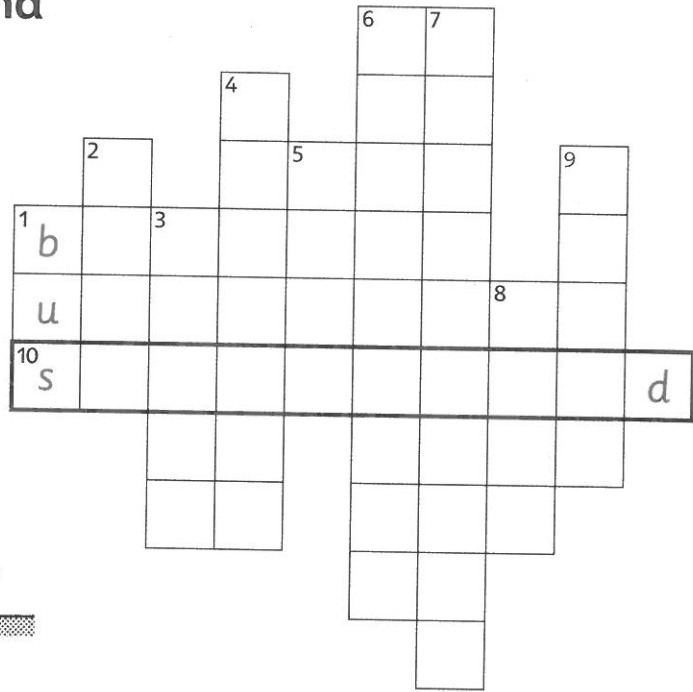

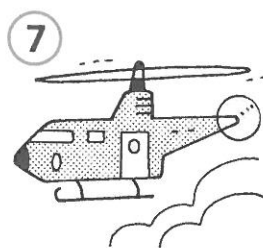

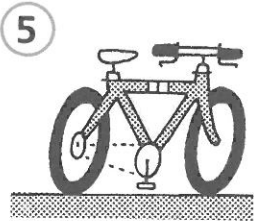

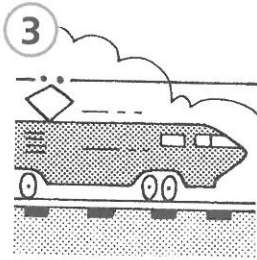

---

---


# 7

# Off we go!

1 Look at the pictures and do the crossword.



2 Look at Activity 1. Draw number 10.



1 **Listen and number.**



2 **Put the words in order.**

1 to I'd ride a bike like

I'd like to have a bike.

2 like sail a boat I'd to

\_\_\_\_\_

3 I'd to a bus like drive


\_\_\_\_\_

4 fly like I'd to a plane

\_\_\_\_\_

5 a train drive to like I'd

\_\_\_\_\_



1 Read the song again and draw lines.





Canada



Italy



Africa




2 Write a verse.

I'd like to go \_\_\_\_\_,  
I'd like to see \_\_\_\_\_.  
I'd like to take it to my house,  
And \_\_\_\_\_.

1

Think!

Match the questions with the answers.




- 1 What are you doing?
- 2 Are you watching TV?
- 3 Are you eating chocolate?
- 4 Is he doing his homework?
- 5 What is she doing?
- 6 Is she sleeping?

- a  No, I'm not. I'm watching a DVD.
- b  Yes, he is.
- c  She's having a shower.
- d  I'm looking for my bag.
- e  No, she isn't.
- f  Yes, I am. Would you like some?


2

Look and draw lines.

- 1 He's waiting for a bus.
- 2 She's riding a scooter.
- 3 He's riding a motorbike.
- 4 She's on a skateboard.
- 5 He's sailing a boat.
- 6 She's riding a bike.





**1** CD3  
27 Listen and tick (✓) the box.





**2** Write the words. Then read the story and check.

problem sheep airport ~~beach~~

1  A day at the beach !

2  There are lots of \_\_\_\_\_ on the road.

3  Oh no. We've got a \_\_\_\_\_ with the tyre.



4  This is the bus to the \_\_\_\_\_ .

**3** **Think!** Match the pictures with the sentences.

1 We've got a problem.       Thanks.       We can help.



1 Values Look and circle.




2 Write the letters.




oe ou wə ue oo ui



t wo




y \_ \_




bl \_ \_



fr \_ \_ t



sh \_ \_ s




sc \_ \_ ter

3 CD3  
29

Listen, say and check your answers.

Listen and colour.






# 1 Read, look and draw lines.

Hi, my name's Mike. I like visiting my friends and family. My cousin Luke lives on a farm with lots of animals. When we visit him we go by car.

When we visit Grandma Diana, we go by train. She lives in a big city. I love that because I love trains.

When we visit Grandma Betty, we go by plane. She lives in Italy by the sea.

My best friend is called Dylan. When I go to his house I ride my bike or my scooter. He lives in a boat near my house.



Luke



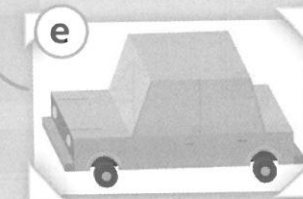


Diana



Betty



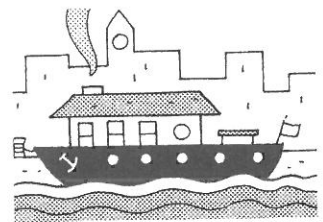

Dylan



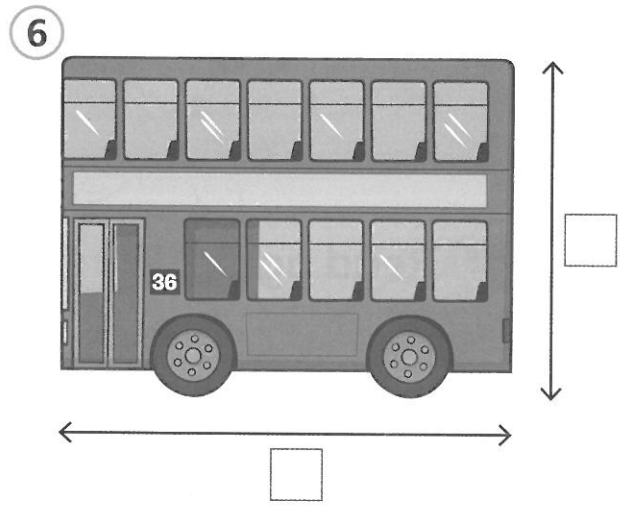
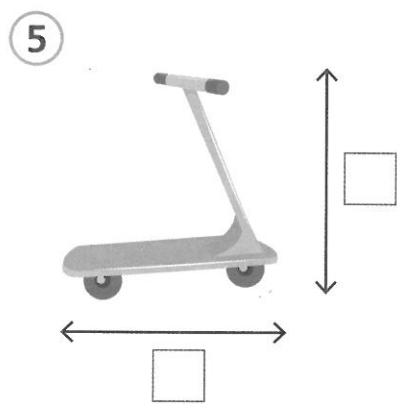
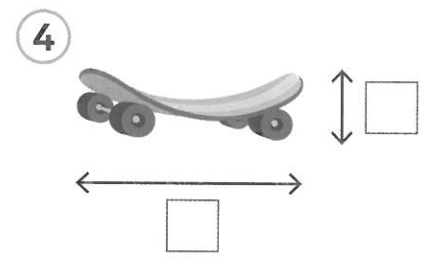
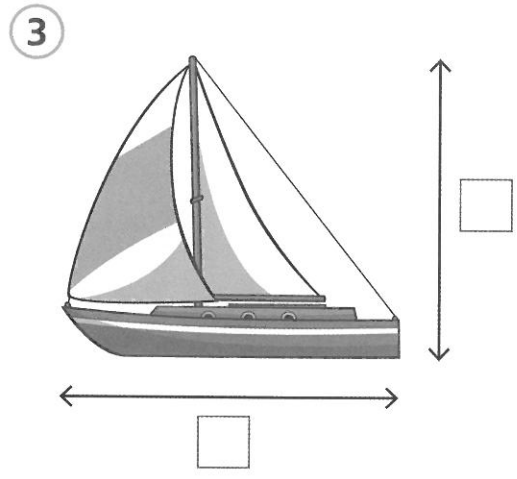
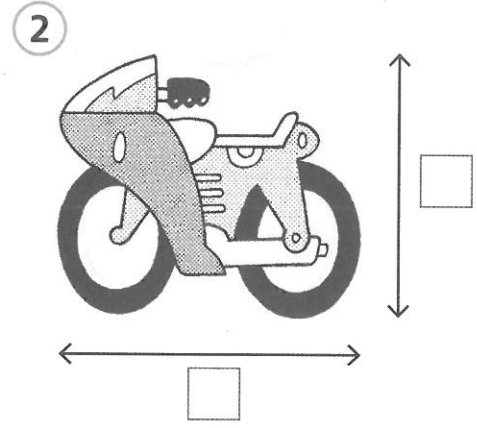

# 2 Think! Read again. Where do they live? Write the names.




Grandma Betty



1 Write *h* (height) or *l* (length) in the boxes.



### 1 Use a ruler. Measure and write.









- 1 The helicopter is 5 cm long and 3 cm high.
- 2 The motorbike is \_\_\_\_\_ cm long and \_\_\_\_\_ cm high.
- 3 The boat is \_\_\_\_\_.
- 4 The skateboard \_\_\_\_\_.
- 5 \_\_\_\_\_.
- 6 \_\_\_\_\_.

### 2 Think! Write the missing numbers.

- 1  $34\text{mm} = 3.\boxed{4}\text{cm}$
- 2  $78\text{mm} = \boxed{\phantom{0}}.8\text{cm}$
- 3  $123\text{cm} = 1\text{m} \boxed{\phantom{0}}\boxed{\phantom{0}}\text{cm}$
- 4  $120\text{mm} = \boxed{\phantom{0}}\boxed{\phantom{0}}\text{cm}$
- 5  $5.6\text{cm} = 5\text{cm} \boxed{\phantom{0}}\text{mm}$
- 6  $9.2\text{cm} = 9\text{cm} \boxed{\phantom{0}}\text{mm}$
- 7  $5.45\text{m} = \boxed{\phantom{0}}\text{m} \boxed{\phantom{0}}\boxed{\phantom{0}}\text{cm}$
- 8  $8.79\text{m} = \boxed{\phantom{0}}\text{m} \boxed{\phantom{0}}\boxed{\phantom{0}}\text{cm}$

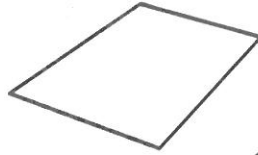
### 3 Measure at home and write.



	    	is	<p>_____ long and _____ high.</p> <p>_____</p> <p>_____</p> <p>_____</p> <p>_____</p>
--	---	----	---

1 Make a speed boat.

You need



sheet of card



scissors

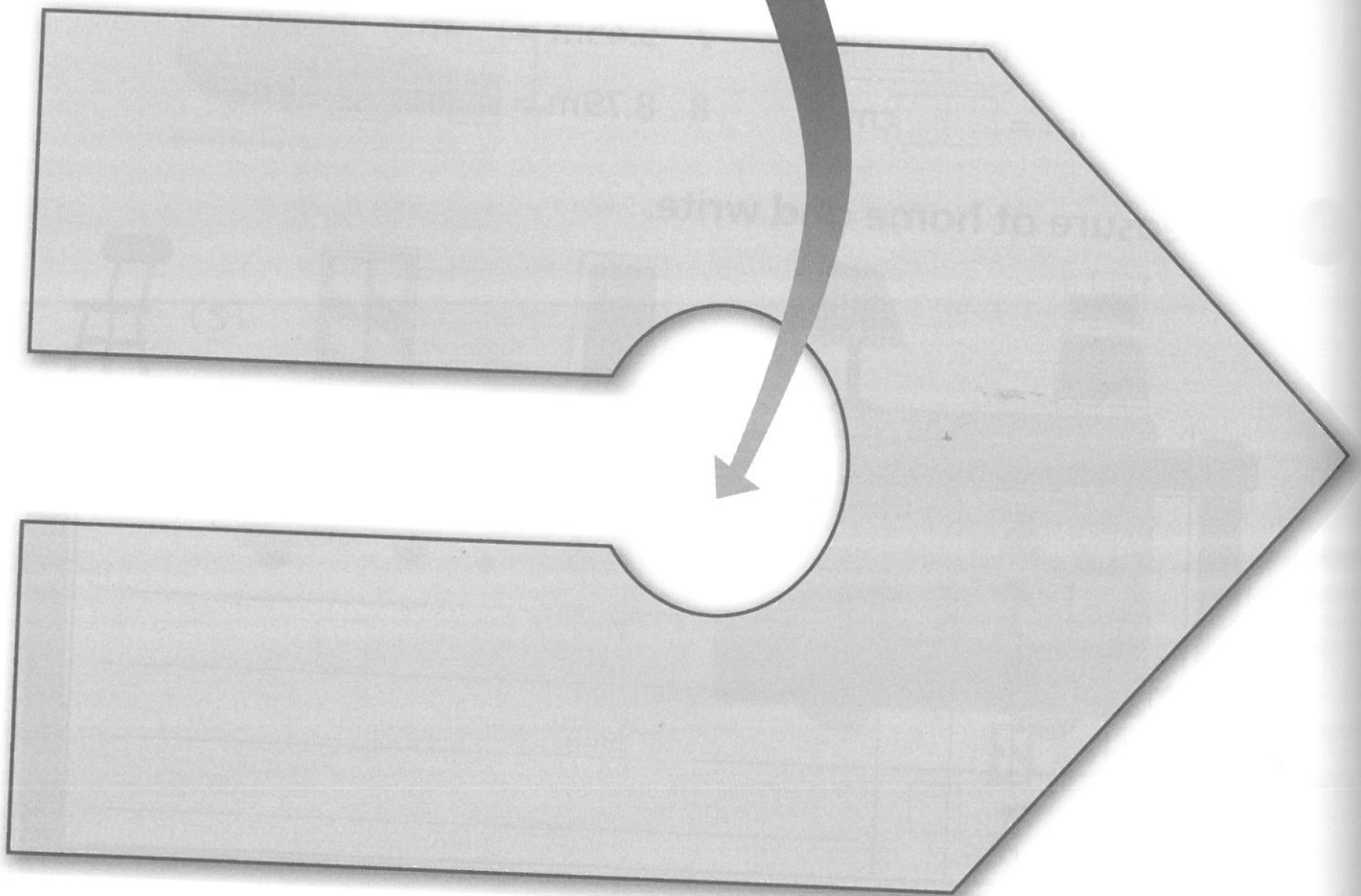


washing-up liquid



colours

- 1 Draw and cut out a shape like this from card.
- 2 Colour it nicely.
- 3 Put it in your bath water.
- 4 Put a drop of washing-up liquid here.
- 5 Watch how the boat moves.




# My Super Mind

1 Draw and write examples of what you know.




My scooter is very fast.




---

---



---

---



---

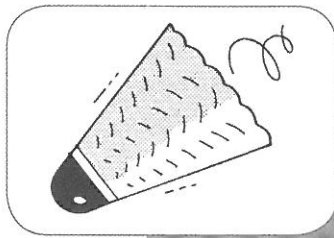
---

# 8


# Sports club

1 Look and write.


tennis table tennis baseball badminton athletics  
hockey football volleyball basketball swimming



1 badminton



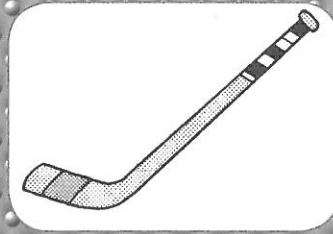
2 \_\_\_\_\_



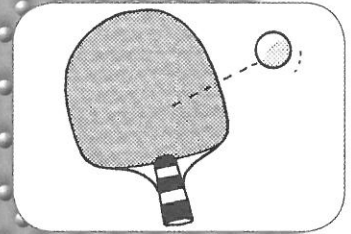
3 \_\_\_\_\_




4 \_\_\_\_\_



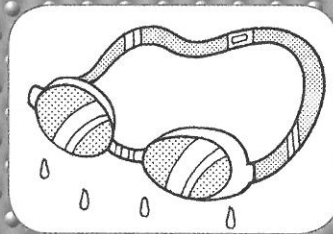
5 \_\_\_\_\_



6 \_\_\_\_\_



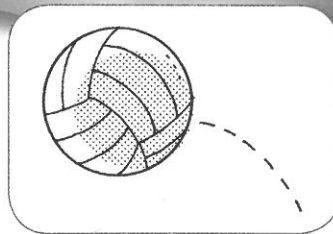
7 \_\_\_\_\_



8 \_\_\_\_\_




9 \_\_\_\_\_




10 \_\_\_\_\_


1 Find eight words.




2 Write the words.




1 flying a kite



2 pictures



3 TV



4 a sandcastle



5 to music



6 horses



7 a book



8 the guitar

3 Write five sentences with the words.

difficult easy great ~~fun~~ boring


1. Flying a kite is fun.

1

Look and circle the things they do in the song. Draw lines between the words and your circles.

playing tennis

flying kites



singing songs

painting pictures



1 Read and circle.


- 1 I like play / playing the guitar.
- 2 I don't like reading / read.
- 3 Do you like going / go to school?
- 4 What do you like do / doing?



2 Write the words.



What sport do you like doing?

I like  
(1) playing hockey . 


Me too! Do you like  
(2) \_\_\_\_\_ ? 


Yes, I do.

I don't. I like  
(3) \_\_\_\_\_ . 

So do I. Do you like  
(4) \_\_\_\_\_ ? 

Yes, I do.

Do you like  
(5) \_\_\_\_\_ ? 

No, I don't. I like  
(6) \_\_\_\_\_ . 


3 Draw a picture and write.

I like singing!



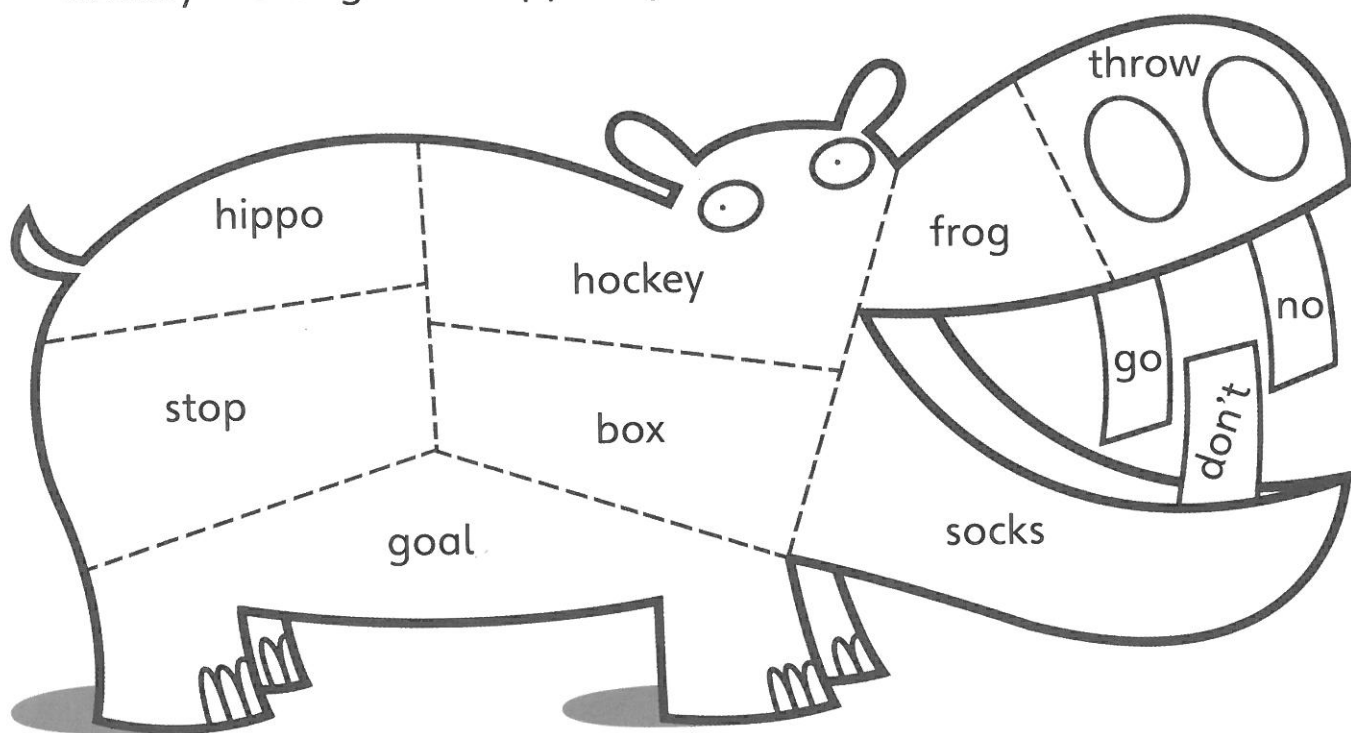


1 Values Look and circle.




2 Read and colour the hippo.

hockey = orange      hippo = yellow




3 CD3 Listen, say and check your picture.  
44

1 Look and read. Write *yes* or *no*.





- 1 Two boys are playing tennis. yes
- 2 The man has got a dog. \_\_\_\_\_
- 3 Four boys are playing table tennis. \_\_\_\_\_
- 4 There is a woman next to the table tennis table. \_\_\_\_\_
- 5 The woman is eating ice-cream. \_\_\_\_\_
- 6 Three girls are playing volleyball. \_\_\_\_\_



**1** CD 3  
46 Listen and number.

- |   |                          |                                |                            |
|---|--------------------------|--------------------------------|----------------------------|
| a Yes, I'd like to join the badminton club. | <input type="checkbox"/> | g Is it for girls and boys?    | <input type="checkbox"/>   |
| b Thank you.                                | <input type="checkbox"/> | h Can I ask some questions?    | <input type="checkbox"/>   |
| c Yes, it's for everyone.                   | <input type="checkbox"/> | i Yes, of course.              | <input type="checkbox"/>   |
| d That's OK. Bye!                           | <input type="checkbox"/> | j Can I help you?              | <input type="checkbox"/> 1 |
| e Where is it?                              | <input type="checkbox"/> | k It's on Mondays and Fridays. | <input type="checkbox"/>   |
| f It's in the school sports hall.           | <input type="checkbox"/> | l When is the club?            | <input type="checkbox"/>   |

**2** Think! Look at the pictures. Write sentences.



1 He's playing baseball.

2 \_\_\_\_\_

3 \_\_\_\_\_



4 \_\_\_\_\_

5 \_\_\_\_\_

6 \_\_\_\_\_


1 Look and write the words.

breathing out    breathing in






1 He's \_\_\_\_\_ .    2 He's \_\_\_\_\_ .

2 Alex has the smallest amount of breath. Number from smallest to biggest.



1 Think! Tick (✓) the activities where you breathe more.



2 Make sentences.

You breathe more when you ...

1 play football. \_\_\_\_\_

2 jump up and down. \_\_\_\_\_

3 \_\_\_\_\_

4 \_\_\_\_\_

5 \_\_\_\_\_

6 \_\_\_\_\_



1 Make a ball in the cup game.

You need




pencil



paper cup



string

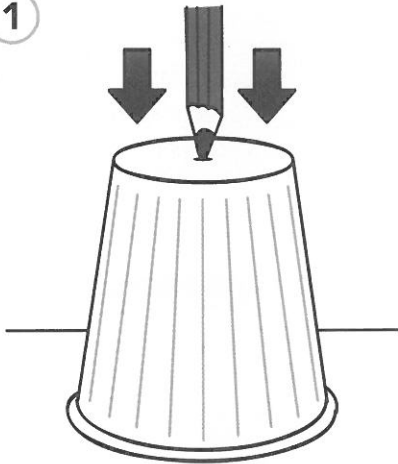


foil



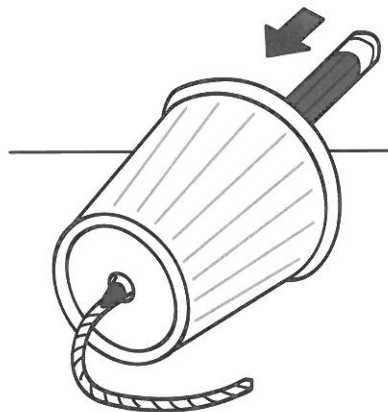
scissors

1



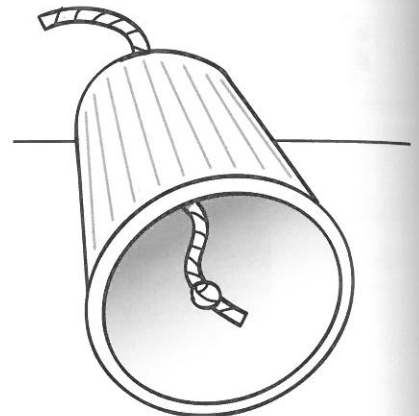
Make a hole in the bottom of the cup.

2




Put some string through the hole.

3




Tie a knot.

4



Make a foil ball at the end of the string.

5



Now play with your ball in the cup game!



# My Super Mind

1 Draw and write examples of what you know.



I like playing football!

2

3

4

# Holiday plans

1 Use the code to write the words.

Things to do this Summer




1 Learn to swim



2 visit my



3 take




4 \_\_\_\_\_ a tree



5 go



6 go



7 \_\_\_\_\_ a



8 \_\_\_\_\_ in the



9 \_\_\_\_\_ a

Code

a =

b =

c =

d =

e =

f =

g =

h =

i =

k =

l =

m =

n =

o =

p =

r =

s =

t =

u =

w =

x =

z =

1 Look and write the words.



1 Can we build a tree house ?



2 Can we go hiking ?



3 Can I ride a horse ?



4 Can I go camping with my friends ?


2 Put the words in order.

1 we cousins our can visit  
Can we visit our cousins ?

2 I can swimming take lessons  
\_\_\_\_\_ ?


3 scrapbook a I can keep  
\_\_\_\_\_ ?

4 read book I can a  
\_\_\_\_\_ ?

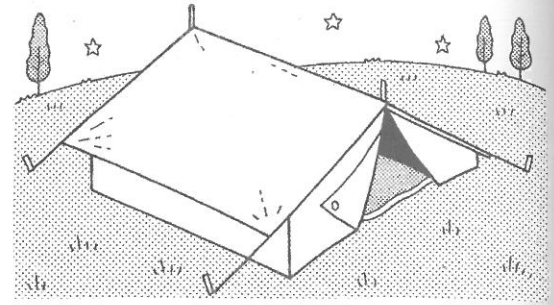


1

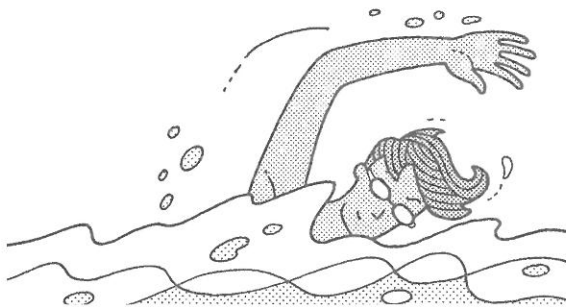
Write words for the new verses of the song.




1 Can I keep a scrapbook  
Of all the things we do?




2 Can I go \_\_\_\_\_  
With Mum and Dad and you?




3 Can I learn to \_\_\_\_\_  
In the deep blue sea?



4 Can we go \_\_\_\_\_,  
Mum and you and me?



5 Can we visit our \_\_\_\_\_  
And play with them all day?



6 Can we build a \_\_\_\_\_?  
It's a holiday – hooray!

2

Match the sentences that rhyme.

- |                               |                             |
|-------------------------------|-----------------------------|
| 1 Of all the things we do?    | a It's a holiday – hooray!  |
| 2 In the deep blue sea?       | b With Mum and Dad and you? |
| 3 And play with them all day? | c Mum and you and me?       |

# 1 Think! Read and circle.



- 1 Does your mother like football?  
 a Yes, she does.      b Yes, she is.      c No, she does.
- 2 How old is Kate?  
 a He's eleven.      b March.      c She's twelve.
- 3 Have you got a skateboard?  
 a Yes, I am.      b No, I haven't.      c Yes, I can.
- 4 When do you get up?  
 a At six o'clock.      b Orange.      c In the bath.
- 5 Whose cap is this?  
 a It's red.      b It's mine.      c They're mine.
- 6 Where is the cinema?  
 a Behind the park.      b In the bed.      c Yes, it's great.
- 7 Would you like a banana?  
 a Yes, I am.      b Yes, I can.      c No, thank you.
- 8 Is there any cheese in the fridge?  
 a Yes, there are.      b No, there is.      c Yes, there is.

## 2 Now colour the boxes to find the hidden message.


	1	2	3	4	5	6	7	8
a	w	o	s	l	n	o	x	i
b	l	a	l	c	d	a	t	o
c	p	e	z	m	f	u	n	e

The hidden message is: w \_\_\_\_\_ !

**1** CD3  
58 Listen and tick (✓) the box.



**2** Write the words. Then read the story and check.




**3** **Think!** Match the pictures with the sentences.


Here you are.

It looks great.

**1** Can you get me the bananas?




**1 Values** Look and circle.



**2** CD 3 60 Listen and write the words under z or s.




nose house zebra swim lesson  
lizard tennis tomatoes



**Z**

nose \_\_\_\_\_  
\_\_\_\_\_



**S**

\_\_\_\_\_

**3** CD 3 61 Listen, say and check your answers.

1 Look and read. Write the answers.



- 1 Where are the boy and the girl? In a tree .
- 2 What is the boy wearing on his head? A \_\_\_\_\_ .
- 3 What are they building? A \_\_\_\_\_ .





4 Where are they now?

In the \_\_\_\_\_.

5 What has the girl got in her hand?

A \_\_\_\_\_.





6 Where are they now?

In the \_\_\_\_\_.

7 How many sandwiches are there?

\_\_\_\_\_.

1 Look, read and match. comic magazine ~~story book~~



1 story book      2 \_\_\_\_\_      3 \_\_\_\_\_

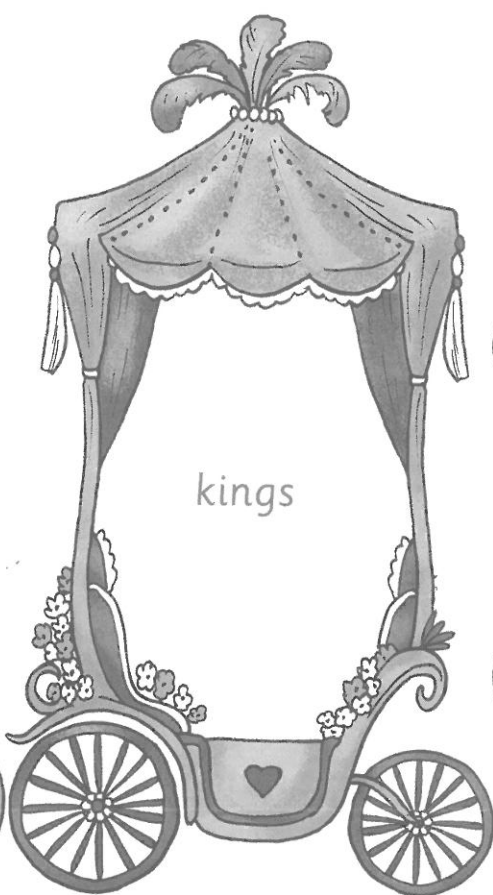
2 Read about fairy tales again and write the words in the correct carriages.

Rapunzel ~~kings~~ Pinocchio ~~Aladdin~~ queens witches  
 Hansel and Gretel The Little Mermaid animals ~~Rumpelstiltskin~~

The Brothers Grimm

Fairy tales are about ...

Walt Disney films



# 1 Match the stories with their characters.



a I want to go to the party, but my sisters want me to clean the house.




b Where are you going, little girl?

- 1 Little Red Riding Hood
- 2 The Billy Goats Gruff
- 3 Cinderella
- 4 Snow White




c Can you make us some food?

I can hear someone on the bridge.



# 2 Draw a picture of your favourite fairy tale and write about it.



1 Make a holiday mobile.

You need



paper



scissors



colours



string



2 clean twigs




pencils

1




Draw four pictures of your favourite holiday activities.

2



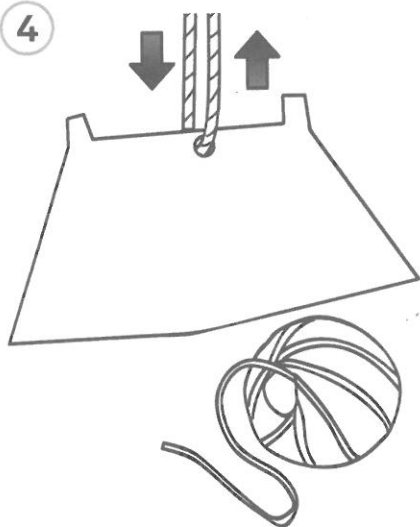
Colour and cut them out.

3



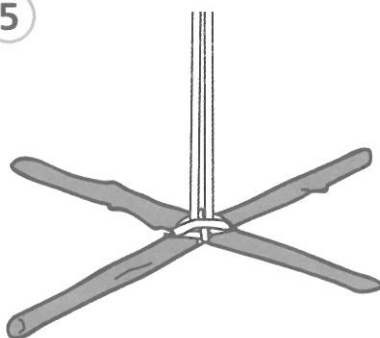
Use a pencil to make a hole on top of each drawing.

4




Tie some string to each picture.

5



Tie the two twigs together.


6



Tie your pictures to the twigs to make your mobile.

# My Super Mind

1 Draw and write examples of what you know.



Would you like to play in my tree house?

2

---

---

3

---

---

4

---


---

# Back to school

floor wall bookcase clock window  
cupboard board chair door



board



# Back to school (continued)

sixty twenty thirty ninety forty  
one hundred seventy eighty fifty

20

30

40

twenty

50

60

70

80

90

100

# My day

get up   have dinner   get dressed   go to bed   go to school  
 have lunch   ~~brush your teeth~~   have breakfast   play in the park



brush your  
teeth










# 2

# The zoo

mouse zebra bear crocodile snake  
hippo parrot tiger monkey



bear





# Where we live

swimming pool park hospital café playground  
shop train station street cinema bus stop







bus stop



watermelons potatoes bread eggs lemons  
beans mangos fish tomatoes grapes



beans \_\_\_\_\_





# My bedroom

sofa mirror bed mat wardrobe armchair table lamp



armchair



nose glasses eyes face cheeks hair chin mouth ears



cheeks




# 7

# Off we go!

taxi bus motorbike boat scooter  
skateboard helicopter lorry



boat




# 8

# Sports club

basketball   athletics   football   swimming   hockey  
badminton   table tennis   volleyball   tennis   baseball



athletics




# Holiday plans

visit cousins   help in the garden   go hiking   go camping  
 learn to swim   read a comic   keep a scrapbook  
 take riding lessons   ~~build a tree house~~



build a  
tree house





# Thanks and acknowledgements

## Authors' thanks

We would like to thank our editorial team very warmly: Aldona Gawlinski, Liane Grainger, Bridget Kelly and Pippa Mayfield. You have worked extremely hard and with a lot of dedication to make this course a success. It was a pleasure working with you on this project. Thank you for your commitment, and for your great sense of humour!

We would also like to thank Maria Pylas, Associate Publishing Director, for many interesting discussions and for choosing us as the author team for this project. It's been a great experience, Maria!

Finally, our thanks go to the Cambridge University Press leadership: Ron Ragsdale, David Harrison, Hanri Pieterse, Peter Phillips and Stephen Bourne. If "leadership is about creating a world that people want to belong to", you have certainly created that world at Cambridge, and we are happy to belong to it!

Herbert Puchta    Günter Gerngross    Peter Lewis-Jones

## The publishers are grateful to the following contributors:

Lucy Frino: freelance editor  
Oliver Design: concept design  
Pentacorbig: cover design, book design and page make-up  
Hilary Fletcher: picture research  
John Green and Tim Woolf, TEFL Tapes: audio recordings  
Robert Lee: song writing

## Special thanks to Karen Elliott for developing the phonics material.

## The publishers and authors are grateful to the following illustrators:

Clive Goodyer; Andrew Hennessey; David Semple; Chris Lensch (Sylvie Poggio); Bernice Lum; Anna Hancock (Nick Diggory); Marek Jagucki; Ben Hasler (NB Illustration); RedJelly; Kay Jackson (Bright Agency); Theresa Tibbetts (Beehive)

## The publishers and authors would like to thank the following teachers and reviewers for their help in developing the course:

**Argentina:** Liliana Amado, María Silvia Caride, Gabriela Finkelstein, Susana Lagier, Gladys Ledwith, María Sol Luppi, Mónica Marinakis, Silvia Miranda, Natalia Monty, Pamela Pogrè, Adriana Raffo, Viviana Rondina, Inés Salomón, Stella Maris Schulte, María Teresa de Vido de Stringa, María Marta Taurozzi

**Chile:** Sandra Durán Vega, Fernanda Tornero

**Egypt:** Nabil Ezz-el Deen, Iglal El Gamel, Ghada Farouk, Nemat Matta, Sonia Abdul Rahman, Daniel Rolph, Amy Sarkiss

**Mexico:** Claudia Mejía Escalante, Lucía García, Imelda Calderón Gómez, Laura Landa Herrera, Yeymi Ortiz Iberra, Claudia Camacho Jiménez, Rosa María Martínez Maldonado, José Antonio Martínez, Guadalupe Mejía, María Teresa Moguel, María del Rosario Limón Ortiz, María Teresa Patrón, Yara Gil Pérez, Lorena Sánchez Pérez, Ivette Portales, Yolanda Gómez Saldana, Diana Naim Sucar

**Poland:** Ewa Orłowska-Przedziecka

**Portugal:** Niki Joseph

**Qatar:** Eilidh Hamilton

**Spain:** Arantxa Abalos, Julius Krajewski, Ángela McClenaghan, Ken O'Carroll, Noreen O'Donnell, John West, Valerie Weston

**Turkey:** Deniz Altıparmak, Lisa Broomhead, Celia Gasgil

**UK:** Lucy Frino, Pippa Mayfield, Susannah Reed, Hilary Ratcliff, Melanie Williams

## The publishers are grateful to the following for permission to reproduce copyright photographs and material:

Key: l = left, c = centre, r = right, t = top, b = bottom.




ActionPlus Sports Images/Steve Bardens p 103 (tc); Alamy/©Kuttig – People p 103 (tr), /©Naturepix p 78 (bl), /©WW p 65 (b); Getty Images/The Image Bank/Stephen Marks 103 (br); iStockphoto/Antagain p 31 (tl), /-AZ- p 31 (bc), /cornishman p 31 (tr), /francisblack p 66 (br), /JohnnyGreig p 66 (tcl), /Alasdair James p 78 (br), /kate\_sept2004 p 103 (bc), /kryczka p 31 (tc), /Moustyk p 65 (t), /Nikada p 66 (bcl), /Petegar p 66 (bl), /ranplett p 66 (tr); Photolibrary.com/Peter Arnold Images/James L Amos p 66 (bcr), /Banana Stock p 103 (tl), /Garden Picture Library/Gary k Smith p 78 (tr); Shutterstock /Steve Byland p 78 (tl), /dusan964 p 31 (bl), /Karkas p 103 (bl), /liubomir p 66 (tcr), /magicooven p 66 (tl), /Ultrashock p 31 (br).

# Super Minds

Workbook 2

Are you ready to  
become one of the Super Minds?

This exciting seven-level course, from a highly experienced author team, enhances your students' thinking skills, improving their memory along with their English.

-  Develop creativity with art and craft activities
-  Explore social values with lively stories
-  Encourage cross-curricular thinking with fascinating 'English for school' sections

This Workbook features a page of activities to accompany each page of the Student's Book.


FREE extra resources can be downloaded from  
[www.cambridge.org/elt/superminds](http://www.cambridge.org/elt/superminds)

Super Minds Level	CEF Level	Cambridge ESOL exams
Level 6	A2+	Key for Schools
Level 5	A2	Flyers
Level 4	A1	Movers
Level 3		Starters
Level 2		
Level 1		
Starter		


## Level 2

Student's Book with DVD-ROM  
Workbook  
Teacher's Book  
Teacher's Resource Book  
with Audio CD


Class Audio CDs  
Flashcards  
Classware and  
Interactive DVD-ROM



ISBN 978 0521 13714 0



ISBN 978 0521 74860 5



ISBN 978 0521 73180 5

Includes full-  
colour picture  
dictionary!



**CAMBRIDGE**  
UNIVERSITY PRESS  
[www.cambridge.org](http://www.cambridge.org)

ISBN 978-0-521-14860-3



9 780521 148603 >